



GUIDE TO NEW ENGLAND

COLLEGES & UNIVERSITIES

FROM THE PUBLISHERS OF BOSTON MAGAZINE

2018

IN PARTNERSHIP WITH THE NEW ENGLAND
BOARD OF HIGHER EDUCATION
nebhe.org

HIGHER EDUCATION. LOWER TUITION.



ROLLING ADMISSIONS. START NOW. Text **PRACTICAL** to **51555**

QUINCYCOLLEGE.EDU

QUINCY COLLEGE
PLYMOUTH, QUINCY & ONLINE

THE COLLEGE OF THE SOUTH SHORE™



GUIDE TO NEW ENGLAND COLLEGES & UNIVERSITIES

FROM THE PUBLISHERS OF BOSTON MAGAZINE



TABLE OF CONTENTS:

- 4. 2018 GUIDE INTRODUCTION:
COLLEGE IS WORTH IT
- 6. COLLEGES THAT WORK
- 10. FINANCIAL AID HELPS LOWER YOUR COSTS
- 14. COLLEGE DECISION TIMELINE
FOR HIGH SCHOOL STUDENTS
- 16. TUITION BREAK: A REGIONAL PROGRAM
WITH A BREAK ON OUT-OF-STATE TUITION
- 18. COLLEGE LISTINGS
- 30. INDEX



2018 GUIDE INTRODUCTION: COLLEGE IS WORTH IT

STUDENTS AND THEIR FAMILIES increasingly ask whether college is “worth it” and whether they can afford it.

The answer comes in the form of counter questions: Can they afford not to pursue a college education? What will the impact be if they don’t get a college degree? Some students and families look to “return on investment,” and indeed, median annual earnings for full-time working college-degree holders are greater than for those with high school diplomas only—and the gap has been widening.

But the return to both graduate and college communities is much greater than dollars and cents—such as the ability to think critically and creatively, the acquisition of new and stronger skills, a deeper understanding and knowledge of our complicated world, and the likelihood of a better quality of life.

Here in New England, world-class education in fields ranging from art education to zoology is offered by the region’s 250-plus campuses—public and private, two-year and four-year, professional and liberal arts.

The region’s colleges and universities also prepare students for occupations that may not have existed when those students first stepped on campus. University research labs spin off new companies and industries. Vibrant campuses energize towns and cities.

New England colleges and universities serve more than one million students annually from around the globe, sending them forth as educators, skilled technicians, entrepreneurs, engineers, poets, artists, and future Nobel laureates. They are a second “home” to more than 86,000 foreign students. Students, from every corner of the world, access courses and degree programs 24/7 from New England’s colleges via online learning opportunities.

The New England Board of Higher Education (NEBHE) works to foster innovation and collaboration in the region. Created in 1955, NEBHE’s mission is to expand, through interstate cooperation, the education opportunities and services available to the region’s residents, with a focus on college affordability, access, and success.

For example, NEBHE’s “Tuition Break” program provides a discount on the out-of-state tuition students pay at public colleges and universities in the other New England states when they pursue specialized majors.

More than 9,000 students take advantage of this program every year, accessing over 850 unique and cutting-edge academic degree programs and saving \$8,000 on average each year on their tuition bills.

Since it was established in 1957, Tuition Break has provided New England students and families with over \$1 billion in savings, and the six states have saved untold millions of dollars by avoiding duplication of programs already available in other New England states. Learn more about the program in this guide or visit our website at NEBHE.ORG/TUITIONBREAK.

The 2018 Guide will be a valuable resource in connecting you with the region’s wide array of colleges, opening doors for continued learning, degree attainment, career advancement, and intellectual enrichment. ■

Michael K. Thomas is president and CEO of the New England Board of Higher Education and publisher of *The New England Journal of Higher Education*. Email: presidentsoffice@nebhe.org

NEW ENGLAND BOARD of HIGHER EDUCATION



Our mission is to promote greater educational opportunities and services for New England residents. Our core programs and services focus on cost savings, affordability, and college access and success. We also provide policy leadership on key issues related to education and the economy.

Commission on Higher Education and Employability:

The Commission, chaired by Rhode Island Gov. Gina M. Raimondo, is charting strategic action to align higher education institutions, policymakers and businesses toward the shared goal of increasing career readiness and success.

The New England Journal of Higher Education (NEJHE):

The premier platform for discussions of higher education trends and analysis in New England and beyond for more than 25 years, *NEJHE* articles are published online at www.nebhe.org. Readers are alerted to higher education news and developing stories through *Newslink*, Twitter (@twitter.com/nebhe) and the weekly *NEJHE NewsBlast* email newsletter.

Policy & Research: NEBHE provides timely research and policy analysis to inform policymakers, practitioners and the public on higher education and workforce development issues in New England and beyond.

The Workforce Resource Center: The Resource Center works with industry, education providers, and policymakers to design and implement pathway programs to prepare traditional and nontraditional learners in careers that address workforce skills and employment demand in industries essential to the New England economy.

Joblink: Recruitment and employment resources through partnership with the New England Higher Education Recruitment Consortium (NE HERC).

State Authorization Reciprocity Agreement (SARA):

NEBHE has partnered with the National Council for State Authorization Reciprocity Agreements and the other regional education compacts to ensure quality, consumer protection and comparable national standards for offering postsecondary distance-education courses and programs across state lines. SARA provides access to high quality programs for more than one million students nationwide.

Tuition Break: The New England Regional Student Program, celebrating its 60th year in 2017, saves New England residents millions of dollars on their annual tuition bills when they pursue specialized academic programs at out-of-state public colleges and universities in the region. Tuition Break Transfer initiative promotes opportunities at the bachelor's degree level to community college students.

Leadership convening: NEBHE fosters critical cross-sector conversations among top leaders and decision-makers from P-12 and higher education, industry, government and the nonprofit sector that lead to change, collaboration, alignment and innovation... as well as opportunities for professional development.

Higher Education Excellence Awards: NEBHE's annual awards recognize leaders and programs in the higher education, government and business sectors that exemplify excellence in one or more areas— innovation, diversity, partnerships and collaborations or educational opportunity.

For more information, visit www.nebhe.org or call 617-357-9620



COLLEGES THAT WORK

THE AMERICAN FRESHMAN SURVEY—the highly respected annual survey by the Higher Education Research Institute at UCLA—tells the story of how students are increasingly considering practical and economic factors when choosing which college or university to attend. In 2015, more than 60% of freshmen indicated that the ability of a school's graduates to obtain good jobs is “very important.”

Gallup found that alums who had an internship or job that allowed them to apply what they were learning in the classroom were twice as likely to be engaged at work. Such “Work-Integrated Learning (WIL)” also makes postsecondary learning deeper, more relevant, and purposeful.

WIL is critical to developing graduates' employability and to bridging the worlds of study and work, the curricular and co-curricular. WIL provides both academic and professional benefits. Research shows strong relationships between participation in WIL and college completion, employment after graduation, and employer satisfaction with graduates' skills. It increases career planning, awareness, and readiness. Plus, it can aid affordability and completion, speeding graduates' transitions to the workforce.

“ WIL IS CRITICAL TO DEVELOPING GRADUATES' EMPLOYABILITY AND TO BRIDGING THE WORLDS OF STUDY AND WORK, THE CURRICULAR AND CO-CURRICULAR. ”

Many colleges work directly with businesses to create internship (both paid and unpaid) opportunities for students. Such opportunities provide valuable benefits to students, institutions, businesses, and economies by:

- Providing professional experiences that aid students and graduates in securing full-time employment
- Linking academic learning to the workplace and providing for applied learning
- Allowing students to earn money while they learn
- Addressing employers' workforce, human capital and skill needs in critical emerging or high-growth industries

All students should consider internships. Begin with a list of the most important criteria for an internship. Will it be paid or unpaid? Will it offer academic credit? What industry or occupation interests you? What kind of workplace culture do you want? Will you get the opportunity to work with a mentor who can show you the ropes and offer invaluable inside perspective?



Quinnipiac

UNIVERSITY

Hamden, Connecticut

Arts and Sciences
Business / Communications
Education / Engineering
Health Sciences / Law
Medicine / Nursing

Experience a program that gives your passion a platform.

Quinnipiac's world-sized classrooms blend rigorous academics and practical experiences to give your fire a focus, preparing you for a promising future in the real world. Attentive faculty create personalized, empowering opportunities for growth, through professional connections and a long record of success.

Join us at an Open House: 12/3

[Register now at QU.edu/visit](http://QU.edu/visit)

HOW COLLEGES INTEGRATE WIL

The investment fund, University Ventures, has identified models for partnerships with employers. One allows employers to “co-locate” with a postsecondary education enterprise. For example, Northeastern University’s Silicon Valley Hub is co-located at Integrated Device Technology, a California company led by a Northeastern alumnus. Another partnership provides employers with the talent they need on a “try-before-you-buy” basis. Another partner, Revature, provides free customized training for tech talent in partnership with universities like CUNY, then hires graduates and staffs them out.

Bridgewater State University (BSU), President Fred Clark said BSU’s focus on internships has taken on special significance at a time when graduates need to be adaptable enough to change careers. With large numbers of students being low-income or first-generation, many couldn’t afford to do internships, so BSU worked hard to fund paid internships while creating an internship office with full services such as helping students “dress for success.”

In Waltham, Bentley University’s Career Communities program helps students make connections between their majors and the kind of jobs they’d like to explore. The program connects students with alumni and employers who offer a candid glimpse of their workdays and careers. At Endicott College in Beverly, MA, all students complete three distinct internships over the course of four years, including a semester-long internship.

At Mount Holyoke College in South Hadley, MA, the Nexus program allows students to choose among nine pre-professional tracks in fields such as data science and work with an adviser to create an individualized plan. The goal is to supplement the liberal arts degree, not replace it. Fixed courses provide students with professional development, internship preparation, and reflection on how to connect their education to their goals.

Bates College in Maine offers a Purposeful Work Initiative to incorporate career preparation with self-reflection in various programs. Each intern has at least one meaningful paid summer experience including internships, research opportunities, or community engagement while at Bates. The idea is to help students “discover the joy and power that arise from aligning who they are with what they do.”

At Eastern Connecticut State University—which enrolls about 30% students of color—lower-income, minority, and first-generation students often have no cars, so traveling off campus to internships is difficult. “White students were getting most of the internships,” said President Elsa Núñez. Eastern’s on-campus Work Hub eliminates that dilemma, allowing students to develop practical skills doing real-time work assignments without having to travel off campus. It also provides the insurance company, Cigna, with a computer network and facility where its staff could provide on-site guidance and support to Eastern student interns. Moreover, Núñez observed that the boss in Eastern’s internships automatically becomes the mentor.

No wonder WIL, including cooperative and internship-based learning, is a key component of the New England Commission on Higher Education & Employability, a regional effort organized by the New England Board of Higher Education (NEBHE) and chaired by Rhode Island Governor, Gina Raimondo. The Commission comprises representatives from higher education in all New England states, along with regional employers and public officials. The Commission’s purpose is to inspire and enable a regional approach to employability—the ability to land and keep a satisfying job. ■



“ BSU’S FOCUS ON INTERNSHIPS HAS TAKEN ON SPECIAL SIGNIFICANCE AT A TIME WHEN GRADUATES NEED TO BE ADAPTABLE ENOUGH TO CHANGE CAREERS. ”



QUINCY COLLEGE

PLYMOUTH, QUINCY & ONLINE | QUINCYCOLLEGE.EDU

Quincy College can get you where you need to be, whether you're looking to earn a degree, take a single class, continue your education, or change your career. Quincy College offers the programs you want, the flexibility you need, and the price that makes it all possible.

HIGHER EDUCATION. LOWER TUITION.

Applying to Quincy College is easy. Anyone with a high school diploma or GED/HiSET may enroll. Your journey begins here. Fill out an Application Online and receive a username and password to get started on your path to a certificate, a degree, or a profession.

College on your terms. Flexibility you can afford. Our open enrollment policy provides you the opportunity to further your education without the barriers or the wait. Flexible semesters begin throughout the year on our two convenient campus locations in Quincy and Plymouth, Massachusetts, and online. You can also try a hybrid course which combines in-person and online learning.

We are an open access institution that encourages academic achievement and excellence, diversity, economic opportunity, community involvement, and lifelong learning. Quincy College facilitates valuable learning relationships that inspire students to realize their educational and professional futures.

ASSOCIATE DEGREES

Quincy College has a variety of Associate Degree programs to choose from in Professional Programs, Liberal Arts, Natural & Health Science, and Nursing. We have designed programs in cutting edge fields like Computer Science, Engineering Technology, Robotics, and more.

Most credits earned at Quincy College are accepted for transfer to other colleges and universities. Quincy College has agreements with



several institutions which allow graduates of some associate degree programs to transfer with advanced standing in specific baccalaureate programs. The courses taken at Quincy College count towards the bachelor's degree just as if they had been taken at the four-year school. Credits earned at Quincy College are often one-third to one-half the cost of most four-year colleges.

CERTIFICATE PROGRAMS

Quincy College certificate programs are designed to provide students with specific skills and job training so they may enter the workforce in less than two years. Certificate programs are offered in a wide range of high demand fields such as Accounting, Aquaculture, Biotechnology & Compliance, Customer Service, Early Childhood Education, Entrepreneurship, Game Development, Gerontology, Insurance Career, Practical Nursing, Security Administration, and Web and Mobile Development.

FOCUSED ON TEACHING AND LEARNING, ONE STUDENT AT A TIME.

At Quincy College, students find all the resources they need to have a successful college experience. Our enthusiastic faculty, supportive student advisors, free tutoring, Wi-Fi buildings, and student clubs are all focused on enhancing the college experience for all of our students. Everything that we do is focused upon teaching and learning and the primacy of the teaching/learning relationship.

We welcome you to take a class with our dedicated faculty and discover why students choose Quincy College for a high quality, affordable education.


THE COLLEGE OF THE SOUTH SHORE™

Learn more about Quincy College by visiting one of our campuses in the Boston area and on the South Shore of Massachusetts.

QUINCY CAMPUS: 1250 Hancock Street, Quincy Center, MA 02169. Call 617.984.1710.

PLYMOUTH CAMPUS: 36 Cordage Park Circle, Plymouth, MA 02360. Call 508.747.0400.

ONLINE: quincycollege.edu



FINANCIAL AID HELPS LOWER YOUR COSTS

FINANCIAL AID CAN HELP offset the entire cost of attending college—not only the “direct” costs of tuition, fees, and campus-based room and board, but also the estimated “indirect” costs of attending college, including books, supplies, transportation, and personal expenses.

A college’s sticker price doesn’t reflect what most students and families pay for college. The out-of-pocket cost is usually much lower after financial aid has been awarded.

Colleges post their typical “net price” on their websites.

FINANCIAL AID VARIES BY TYPE AND SOURCE

Financial aid is either “gift aid” in the form of scholarships and grants, or loans that are usually low-interest, but must be repaid (except in some special cases if they have provisions for forgiveness).

Scholarships and grants may be awarded based on financial need and/or merit (student’s academic and personal achievement), and also may take into account the student’s intended program of study, religious affiliation, ethnicity, memberships, hobbies, or special interests.

Financial aid is provided by four basic sources: the federal government, state government, the colleges and universities themselves, and the private sector (such as foundations, corporations, and banks).

HOW TO APPLY

First, find out the financial aid application requirements and deadlines for the colleges where you’re applying. Also, check on the application deadlines for your state’s financial aid programs by visiting FAFSA.GOV/DEADLINES.HTM. Be sure to complete all the applications on time or earlier.

Many colleges, as well as state and private aid providers, use data based on the FAFSA (the federal government’s Free Application for Federal Student Aid) to determine a student’s eligibility. Some colleges use the College Board’s “Profile” application for awarding nonfederal aid. Visit STUDENT.COLLEGEBOARD.ORG/CSS-FINANCIAL-AID-PROFILE for the application as well as a list of participating colleges and scholarship programs.

The FAFSA has a new application procedure starting with the 2017-18 academic year. Students and families should file it as soon as possible after October 1 to receive aid for the following academic year. Also, the FAFSA is now based on the “prior-prior” year’s income. For example, the 2017-18 FAFSA is based on 2015 income. Note: The IRS Data Retrieval Tool (IRS DRT) can automatically import tax information into the FAFSA. Learn more at STUDENTAID.GOV/IRSDRT.

A new FAFSA must be submitted for every year of enrollment in college. Students and families file for free and do not need to pay a service for filing. The FAFSA is filed online at STUDENTAID.ED.GOV/SA/FAFSA. (Continued on page 12.)





UNIVERSITY OF NEW HAVEN

WEST HAVEN, CT | NEWHAVEN.EDU | 203.932.7319

**UNIVERSITY OF NEW HAVEN —
SUCCESS STARTS HERE.**

The University of New Haven, located in West Haven, Connecticut, is a leader in transformative student-first education. Through project-based study, a University-wide professional orientation, internships, and service learning—all grounded in a strong liberal arts core curriculum—hard-working and motivated students graduate with the skills, knowledge, and experience essential to success.

A private, coeducational institution situated on an 84-acre campus, the University of New Haven has an enrollment of more than 6,400 which includes about 1,800 graduate students as well as more than 4,600 undergraduate students. Sixty-five percent of undergraduate students live in University housing.

The University's New England campus is within a short distance of Boston and New York City, giving students great access to the amenities and learning opportunities of these metropolitan areas, and is only five minutes from the Connecticut shoreline.

OVER 100 UNDERGRADUATE DEGREES ARE AVAILABLE AT THE UNIVERSITY OF NEW HAVEN.

The University of New Haven offers over 100 undergraduate degree programs and more than 30 graduate degree programs, throughout five distinct academic colleges: the College of Arts and Sciences, the College of Business, the Henry C. Lee College of Criminal Justice and Forensic Sciences, the Tagliatela College of Engineering, and Lyme Academy College of Fine Arts.

Some of the most popular programs of study include criminal justice, forensic science, national security, legal studies, fire science, engineering, music, music and sound recording, computer science, marine biology, graphic design, interior design, dental hygiene, and sport management.

Throughout the University of New Haven's over 100 undergraduate programs of study, students prepare for careers via faculty-mentored



University of New Haven

research. The average classroom size is 22 students, and students regularly participate in on-the-job training and hands-on experiences through co-ops and internships. They also have the opportunity to take part in enrichment programs through comprehensive study abroad and service learning opportunities.

The University of New Haven takes pride in providing students with experiential education and places emphasis on a practical approach that balances theory with hands-on learning. Experiential education at the University promotes the methodology and philosophy of education, while augmenting academia with practical, real-world experiences and firsthand observation.

HANDS-ON LEARNING THROUGH RESEARCH

The University of New Haven focuses on hands-on learning through faculty-mentored research at the undergraduate level. Research at the University includes all kinds of study, including scientific, artistic, and scholarly activities. Research performed under the University's faculty-mentored program is a major commitment of time and purposeful effort by both the faculty mentor and the student. It also comes with a several-semester commitment.

University of New Haven students partner with faculty mentors through laboratory research, independent study courses, and/or a thesis. The faculty-mentored research program ends with a major presentation or undergraduate thesis, which must be approved by the student's academic research department. Undergraduate research provides students with a mentor who has extensive experience in their field and a unique opportunity to practice the principles of their education.



(Continued from page 10.)

Note: Students, parents, and borrowers are required to use an “FSA ID,” (username and password) to access and electronically sign federal student aid documents and loans. Visit STUDENTAID.ED.GOV/SA/FAFSA/FILLING-OUT/FAID.

Help completing the FAFSA may be available through the high school guidance office or FORMYOURFUTURE.ORG.

Investigate and apply to other funding sources such as state financial aid agencies, private businesses, foundations, community organizations, and veterans’ groups. Check on information available from the high school guidance office and the local public library. Conduct scholarship searches on websites such as FASTWEB.COM or BIGFUTURE.COLLEGEBOARD.ORG/SCHOLARSHIP-SEARCH.

WHAT’S IN A COLLEGE’S FINANCIAL AID AWARD?

The college takes into account the estimated total cost of attendance and the student’s financial need (which is calculated based on the completed financial aid applications and any other documentation required by the college). The college may also take into account the student’s qualification for a merit-based award.

The college offers an eligible student a financial aid package, which may be a combination of scholarships (based on need and/or merit) funded by the college or state; federal or state grants; low-interest federal loans (for the student and/or the parent); and federal Work-Study funds (a program that allows a student to earn up to a specified amount).

Financial aid awards vary from college to college. A college may be willing to improve its award, especially if there are unusual family circumstances, which are not reflected in the standard applications.

HELPFUL ONLINE RESOURCES

COLLEGE BOARD’S PROFILE APPLICATION: cssprofile.collegeboard.org

FAFSA: fafsa.ed.gov (in English or Spanish)

DESCRIPTION OF FAFSA CHANGES, EFFECTIVE 2017-18: studentaid.ed.gov/sa/sites/default/files/2017-18-fafsa-updates-students-parents.pdf

FREE ASSISTANCE WITH COMPLETING THE FAFSA: formyourfuture.org

SMART STUDENT GUIDE TO FINANCIAL AID: finaid.org

SCHOLARSHIP SEARCH: fastweb.com

COLLEGE BOARD’S PAY FOR COLLEGE:

bigfuture.collegeboard.org/pay-for-college

NATIONAL ASSOCIATION OF STUDENT FINANCIAL AID

ADMINISTRATORS: nasfaa.org

AMERICAN STUDENT ASSISTANCE’S MONEY KNOWLEDGE FOR COLLEGE: saltmoney.org

FREE ESTIMATED FINANCIAL AID CALCULATOR:

studentaid.ed.gov/sa/fafsa/estimate

NET PRICE CALCULATORS: netpricecalculator.collegeboard.org

U.S. DEPARTMENT OF EDUCATION’S COLLEGE AFFORDABILITY AND TRANSPARENCY CENTER: collegecost.ed.gov

FEDERAL TAX INFORMATION: irs.gov/individuals/students

FEDERAL STUDENT LOANS: studentloans.gov

STATE FINANCIAL AID RESOURCES

CONNECTICUT: ctohe.org/sfa

MAINE: famemaine.com, mesfoundation.org

MASSACHUSETTS: osfa.mass.edu, mefa.org

NEW HAMPSHIRE: nhheaf.org, nhcf.org

RHODE ISLAND: cpcri.org, rischolarships.org, riopc.edu/page/finaid

VERMONT: vsac.org



OTHER WAYS TO MEET COLLEGE COSTS

- Use a tuition payment plan if offered by the college.
- Participate in community service and earn education awards. Visit AMERICORPS.GOV or CITYYEAR.ORG.
- Attend a lower-cost two-year community college, then transfer to a four-year college to earn a bachelor's degree. In some cases, transfer students are eligible for special discounts. Example: Massachusetts' Commonwealth Commitment. Visit MASS.EDU/MASSTRANSFER.
- Commute to college from home instead of living on campus.
- Work for a company or organization that provides tuition assistance.
- Consider the college financing options available through the U.S. Department of Defense. Visit MYFUTURE.COM.
- Start saving early with a "529 plan," a tax-advantaged college investing and savings plan, in accordance with IRS Section 529. Visit COLLEGESAVINGS.ORG.
- Check if your degree program is approved for an out-of-state tuition discount. Visit NEBHE.ORG/TUITIONBREAK for 6 New England states; WICHE.EDU for 16 western states; SREB.ORG for 16 southern states; and MHEC.ORG for 9 midwestern states. ■

Bring your purpose to UMass Lowell, and we'll bring our passion for helping you achieve it. Six colleges offer over 120 undergraduate programs as well as numerous bachelor's-to-master's options.

UMass Lowell was recently ranked:

- A top 100 public university (U.S. News & World Report)
- #1 in New England for mid-career salaries (PayScale)
- One of the top undergraduate institutions in the country (Forbes)



Learning with Purpose

THE
WORLD
IN YOUR HANDS

uml.edu/admissions



COLLEGE DECISION TIMELINE FOR HIGH SCHOOL STUDENTS

FRESHMAN & SOPHOMORE YEARS

- Begin looking at colleges when you're a freshman. It's helpful to have an early understanding of the qualities and characteristics that are important to you. Attend college fairs in your area. Check your high school guidance office for announcements and also NACACNET.ORG and NEACAC.ORG for fall and spring college fairs near you.
- For help selecting a college that's right for you, start by checking out these two websites: COLLEGENAVIGATOR.GOV and BIGFUTURE.COLLEGEBOARD.ORG.
- Take the PSAT ("preliminary SAT") during your sophomore year.
- To explore free test prep for the SAT, visit COLLEGEREADINESS.COLLEGEBOARD.ORG. To prepare for the ACT, visit ACTSTUDENT.ORG/TESTPREP.


JUNIOR YEAR

- Take the SAT and/or ACT tests in the spring.
- Begin to think about possible teachers and mentors who you could ask for letters of recommendation.
- Schedule college visits during the summer before senior year. A road trip to meet with admissions staff and tour a campus will broaden your perspective.
- Begin working on your college essay (which is part of most college applications). The more you have completed prior to senior year, the less stressful it will be to manage classes and your college-search process simultaneously. Aim to have a final draft completed before the start of senior year. Ask a few people to proofread it. The more eyes you have reviewing, the more input will be added and the more grammatical mistakes will be found!
- Compile a "brag sheet" or resume. While most colleges don't require a resume, this document will help you complete your college admissions application.

» **IT'S HELPFUL TO HAVE AN EARLY UNDERSTANDING OF THE QUALITIES AND CHARACTERISTICS THAT ARE IMPORTANT TO YOU.**

SENIOR YEAR

- Take the SAT and/or ACT tests in the fall.
- Finalize your list of colleges (early in the year if possible).
- Secure at least two letters of recommendation.
- Finish your college essay.
- Investigate possible scholarships—check with your high school guidance office and your state’s financial aid office. Search websites such as FASTWEB.COM.
- Check the financial aid application deadlines for the colleges where you’re thinking of applying. Be sure to complete and submit the required applications on time or ahead of schedule. As soon as possible after October 1, file the federal government’s FAFSA. Visit FAFSA.ED.GOV for your free application.
- Check the admissions application deadlines for the colleges you’re interested in:
 - Regular admissions deadlines vary but may be in January or February (check the deadline for each college).
 - Rolling admission means you can apply up to the start of classes, but applying early is recommended.
 - Some colleges have earlier application deadlines for students, who want the college to know it is their first choice, or a close second:
- Early Decision (binding, which means the student must commit early with a deposit) deadlines are usually in the month of November, and students are typically notified in December.
- Early Action (non-binding) also requires early application, but not an early deposit, and students are typically notified in January or February.
- Make sure you fully complete the admissions applications. Many colleges use the Common Application, which is filed online at COMMONAPP.ORG. Colleges usually require students to also complete a supplement, so be sure to check what’s required ahead of time.
- Ask your high school guidance office to send each college your high school transcript.
- Receive notification of admissions decisions and financial aid awards, usually by April unless you were late in applying.
- Your decision time is coming. Maybe visit your colleges again to help you decide. Make your final decision and pay a deposit to the college where you’d like to enroll—usually by May 1 (unless you’re applying later).
- Once you’ve chosen the college you wish to attend, make sure you send in all the required documents, and respond to the colleges whose offers you are declining.



Framingham
State University

Creating a Formula for Success My Way

At Framingham State University, in the heart of the MetroWest corridor between Boston and Worcester, you will enjoy an exceptional and personal college experience. Professors here are talented teachers who will challenge you to achieve your best. Classes at Framingham State University are small and highly interactive and with 35 undergrad majors to choose from, your possibilities to succeed are limitless.

Visit Framingham.edu today to explore your options or call 508-626-4500.

framingham.edu



A REGIONAL PROGRAM WITH A BREAK ON OUT-OF-STATE TUITION

**“ THE RSP TUITION BREAK GAVE ME
THE ABILITY TO PURSUE THE DEGREE
AND FUTURE THAT I WANTED. ”**

— XAVIER ROCK, MASSACHUSETTS RESIDENT WHO STUDIED
RUSSIAN AT THE UNIVERSITY OF VERMONT

GOING TO A PUBLIC COLLEGE OUT OF STATE usually means a student will be charged a much higher tuition rate than what they would be charged to attend a public college in their home state.

The good news is that isn't always the case, thanks to a longstanding, reciprocal agreement among the six New England states.

The New England Regional Student Program also called Tuition Break makes it possible for students to access hundreds of degree programs out of state and not be charged out-of-state tuition.

Many of the degree programs offered through Tuition Break are in specialized fields such as Actuarial Science and Finance, Aquaculture, Botany, Cognitive Science, Cybersecurity, Environmental Engineering, Equine Studies, Food Systems, Homeland Security, Horticulture, Marine Sciences, Material Science Engineering, Meteorology, Pathobiology, Robotics and

Mechatronics, Russian, Sustainability, Veterinary Technology, and Wildlife Conservation.

The lower tuition charge is possible, because of a formal interstate agreement to share programs not offered by students' home-state public colleges.

The Tuition Break helps residents of the New England states—Connecticut, Maine, Massachusetts, New Hampshire, Rhode Island, and Vermont—access and afford more than 800 specialized degree programs within the six-state region. At some colleges, students may also qualify for Tuition Break when they live closer to an out-of-state college than to an in-state college offering the same program.

When students are eligible for programs through the Tuition Break, they are charged lower tuition, which is typically between the college's in-state rate and its much higher out-of-state rate. Eligible students currently save an average of \$8,000 on their annual tuition bill. Total annual savings to New England families was about \$60 million in 2016-17.

Visit NEBHE.ORG/TUITIONBREAK to view lists of approved associate, bachelor's, and graduate degree programs, details on eligibility, and tuition rates and savings.

Regional programs similar to Tuition Break operate outside New England: Visit MHEC.ORG to view information for residents of states in the Midwest; SREB.ORG for states in the South and WICHE.EDU for states in the West. ■

VIEW THE DIGITAL VERSION OF THE
GUIDE TO
COLLEGES & UNIVERSITIES

at BOSTONMAGAZINE.COM/GUIDETOCOLLEGES



FOR MORE INFORMATION AND TO START YOUR
SEARCH FOR THE RIGHT SCHOOL, VISIT
BOSTONMAGAZINE.COM/EDUCATION



HOW TO USE THE 2018 GUIDE

THE 2018 GUIDE INCLUDES COLLEGES AND UNIVERSITIES BASED IN THE SIX NEW ENGLAND STATES THAT ARE AUTHORIZED TO GRANT UNDERGRADUATE AND/OR GRADUATE DEGREES. THE COLLEGES ARE LISTED BY STATE, AND AN INDEX APPEARS ON PAGE 30.

Information was derived from a 2017 New England Board of Higher Education (NEBHE) online survey. Institutional participation was voluntary and responses varied. In some cases, data was obtained from the college's Common Data Set and/or website.

Colleges are designated as either **P** public or **I** independent/private (including primarily nonprofits, but also for-profits).

Email and phone number(s) are for the admissions offices.

DEADLINES FOR FALL ADMISSION

APPLY BY: Application deadline for freshman admissions (unless a graduate level-only institution). Rolling indicates college considers applications year-round.

PRIORITY DEADLINE: Date by which students should apply for priority consideration.

EARLY ACTION: Application deadline for early acceptance (not requiring an enrollment commitment).

EARLY DECISION: Application deadline for early acceptance (requiring an enrollment commitment).

ACCEPTANCE RATES, FALL 2016: Percentage of applicants who were accepted. Number of students who applied / number accepted by the college / number who enrolled.

FRESHMAN ACCEPTANCE RATE: Percentage of freshman applicants who were accepted.

TRANSFER ACCEPTANCE RATE: Percentage of transfer applicants from other colleges who were accepted. Note: Most colleges consider transfer applications, but not all provided their transfer acceptance rates.

STUDENT/FACULTY RATIO, FALL 2016: Example: 20:1 means average of 20 students per faculty member.

ENROLLMENT DATA, FALL 2016

Total enrollment includes full- and part-time students in undergraduate and/or graduate programs (degree and non-degree students).

FOLLOWING BREAKDOWNS ARE LISTED AS A PERCENTAGE OF TOTAL NUMBER OF ENROLLED STUDENTS: (% of total, or % of undergraduate / % of graduate).

PART-TIME • FEMALE • COMMUTERS (Living off campus).

MINORITY: Race/ethnicity reported as Hispanic, Black or African-American, American Indian or Alaska Native, Asian, Native Hawaiian or other Pacific Islander, or two or more races.

INTERNATIONAL: Permanent residents of other countries.

COST OF ATTENDANCE, FALL 2017:

Annual costs for full-time undergraduate (unless graduate-only institution)

IN/OUT: Tuition and fees at public institutions for state residents/out-of-state students.

FEES: Mandatory fees charged to all students. (Fees may vary by program, insurance coverage requirements, etc.)

ROOM AND BOARD: Average annual charge for double occupancy, on-campus housing with a meal plan. (Charges may vary by housing options and meal plan.)

DEGREES OFFERED: Associate, Bachelor's, M (Master's), D (Doctorate).

ONLINE: Entire degree programs offered online.

ACCEL: Accelerated program to complete study in fewer than the usual number of years.

COOP: Cooperative education program with alternate class attendance and employment.

DL: Courses or instruction available via distance learning.

DUAL: Dual enrollment, whereby high school students may enroll in college courses while still enrolled in high school, but are not required to apply for admission to the college.

ESL: English-as-a-Second-Language for non-native English speakers.

EXT DEG: External degree program comprising independent study with minimal or no classroom attendance.

INTERN: Internships to earn academic credit for short-term, supervised experience.

WKND: Weekend college (classes on weekends only).

PLA: Credit for prior learning through assessments such as CLEP (College Level Exam Program), DSST (Dantes test), ACE (American Council on Education) and AP (Advanced Placement).

CHILDCARE: On-campus day care for students' children.

tuition break: Out-of-state tuition discounts for eligible New England residents enrolled in approved programs. Visit NEBHE.ORG/TUITIONBREAK.

SOME ADDITIONAL INFORMATION:

ACADEMIC CALENDAR: Typical academic year has two semesters (two equal units). Other calendar types include: trimester (3 units); quarter (4 units); and 4-1-4 or 4-4-1 or 4-1-4-1 (two terms of four months and one or more month-long session).

ACCREDITATION: The majority of colleges are "regionally accredited" by the New England Association of Schools and Colleges (NEASC). Visit CIHE.NEASC.ORG.

ADMISSIONS TESTS: Contact institutions regarding required admissions tests. Students applying as freshmen typically take the SAT and/or the ACT during their junior and/or senior year of high school. Community colleges do not require the SAT or ACT.

ACT: American College Testing Program. Visit ACT.ORG.

SAT, SAT II: College Board. Visit SAT.COLLEGEBOARD.ORG.

FAIRTEST: Colleges that do not require admissions tests in all cases: FAIRTEST.ORG/UNIVERSITY/OPTIONAL.

TOEFL: Test of English as a Foreign Language: Usually required for students whose native language is not English. Visit ETS.ORG/TOEFL.

COLLEGE LISTINGS

CONNECTICUT

ALBERTUS MAGNUS COLLEGE ①

New Haven, CT | albertus.edu
admissions@albertus.edu
203.773.8501 | 800.578.9160
APPLY BY: Rolling
FRESHMAN ACCEPTANCE RATE: 51%
667 applied, 342 accepted, 132 enrolled
STUDENT/FACULTY RATIO: 14:1
ENROLLMENT: 1,220 undergraduate, 335 graduate
PART-TIME: 15% undergraduate, 28% graduate
COMMUTERS: 85%
FEMALE: 68% | MINORITY: 53% | INTERNATIONAL: 1%
TUITION: \$30,650 | FEES: \$490
ROOM & BOARD: \$13,000
ASSOCIATE • BACHELOR'S • M • ONLINE • ACCEL • COOP • DL • DUAL • INTERN • PLA

ASNUNTUCK COMMUNITY COLLEGE ②

Enfield, CT | asnuntuck.edu
as-admissions@asnuntuck.edu
860.253.3010 | 800.501.3967
APPLY BY: Rolling
TUITION (IN/OUT): \$3,816 / \$11,448
FEES (IN/OUT): \$460 / \$1,380
ASSOCIATE • DL • INTERN • PLA • CHILDCARE • tuitionbreak

CAPITAL COMMUNITY COLLEGE ②

Hartford, CT | ccc.comnet.edu
860.906.5000 | 860.906.5140
APPLY BY: Rolling
TUITION (IN/OUT): \$3,816 / \$11,448
FEES (IN/OUT): \$460 / \$1,380
ASSOCIATE • ONLINE • DL • DUAL • ESL • INTERN • PLA • CHILDCARE • tuitionbreak

CENTRAL CONNECTICUT STATE UNIVERSITY ①

New Britain, CT | ccsu.edu
admissions@ccsu.edu
860.832.2278 | 888.733.2278
APPLY BY: Rolling
FRESHMAN ACCEPTANCE RATE: 60%
7,810 applied, 4,687 accepted, 1,269 enrolled
TRANSFER ACCEPTANCE RATE: 72% (2,183 applicants)
STUDENT/FACULTY RATIO: 15:1
ENROLLMENT: 9,538 undergraduate,
2,246 graduate
PART-TIME: 21% undergraduate, 74% graduate
COMMUTERS: 76%
FEMALE: 50% | MINORITY: 30% | INTERNATIONAL: 2%
TUITION (IN/OUT): \$5,424 / \$16,882
FEES (IN/OUT): \$4,801 / \$6,032
ROOM & BOARD: \$11,816
BACHELOR'S • M • D • COOP • DL • DUAL • ESL • INTERN • PLA • tuitionbreak

CHARTER OAK STATE COLLEGE ②

New Britain, CT | charteroak.edu
admissions@charteroak.edu
860.515.3701
APPLY BY: Rolling
TRANSFER ACCEPTANCE RATE: 100% (448 applicants)
STUDENT/FACULTY RATIO: 12:1
ENROLLMENT: 1,533 undergraduate, 50 graduate
PART-TIME: 80% undergraduate, 88% graduate
COMMUTERS: 100%
FEMALE: 67% | MINORITY: 35% | INTERNATIONAL: 0.9%
TUITION (IN/OUT): \$8,940 / \$11,760
FEES (IN/OUT): \$831 / \$1,029
ASSOCIATE • BACHELOR'S • M • ONLINE • ACCEL • DL • EXT DEG • PLA

CONNECTICUT COLLEGE ①

New London, CT | conncoll.edu
admission@conncoll.edu
860.439.2200

APPLY BY: 1/1 | EARLY DECISION: 11/15
FRESHMAN ACCEPTANCE RATE: 35%
5,879 applied / 2,065 accepted / 472 enrolled
FRESHMAN TOP 25% HIGH SCHOOL CLASS: 79%
TRANSFER ACCEPTANCE RATE: 44% (143 applicants)
STUDENT/FACULTY RATIO: 9:1
ENROLLMENT: 1,865
PART-TIME: 2%
COMMUTERS: 3%
FEMALE: 63% | MINORITY: 20% | INTERNATIONAL: 7%
TUITION: \$52,530 | FEES: \$320
ROOM & BOARD: \$14,590
BACHELOR'S • M • ACCEL • INTERN • CHILDCARE

EASTERN CONNECTICUT STATE UNIVERSITY ②

Willimantic, CT | easternct.edu
admissions@easternct.edu
860.465.5286
APPLY BY: Rolling
FRESHMAN ACCEPTANCE RATE: 58%
5,863 applied, 3,395 accepted, 1,013 enrolled
FRESHMAN TOP 25% HIGH SCHOOL CLASS: 37%
TRANSFER ACCEPTANCE RATE: 82% (815 applicants)
STUDENT/FACULTY RATIO: 16:1
ENROLLMENT: 5,171 undergraduate, 191 graduate
PART-TIME: 17% undergraduate, 65% graduate
COMMUTERS: 48%
FEMALE: 56% | MINORITY: 25%
TUITION (IN/OUT): \$5,424 / \$16,882
FEES (IN/OUT): \$5,495 / \$6,726
ROOM & BOARD: \$13,050
ASSOCIATE • BACHELOR'S • M • ONLINE • ACCEL • COOP • DL • DUAL • EXT DEG • INTERN • PLA
tuitionbreak

FAIRFIELD UNIVERSITY ①

Fairfield, CT | fairfield.edu
admis@fairfield.edu
203.254.4100
APPLY BY: 1/15 | EARLY ACTION: 11/1 | EARLY DECISION: 11/15
FRESHMAN ACCEPTANCE RATE: 61%
11,055 applied, 6,795 accepted, 1,056 enrolled
FRESHMAN TOP 25% HIGH SCHOOL CLASS: 67%
TRANSFER ACCEPTANCE RATE: 34% (339 applicants)
STUDENT/FACULTY RATIO: 12:1
ENROLLMENT: 4,032 undergraduate,
1,105 graduate
PART-TIME: 6% undergraduate, 58% graduate
COMMUTERS: 25%
FEMALE: 62% | MINORITY: 15% | INTERNATIONAL: 5%
TUITION: \$46,490 | FEES: \$675
ROOM & BOARD: \$14,280
BACHELOR'S • M • D • ACCEL • DL • INTERN • PLA

GATEWAY COMMUNITY COLLEGE ②

New Haven, CT | gatewayct.edu
admissions@gatewayct.edu
203.285.2010 | 800.390.7723
APPLY BY: Rolling
FRESHMAN ACCEPTANCE RATE: 99%
2,512 applied, 2,491 accepted, 1,366 enrolled

TRANSFER ACCEPTANCE RATE: 97% (1,559 applicants)
STUDENT/FACULTY RATIO: 16:1
ENROLLMENT: 7,217
PART-TIME: 71%
COMMUTERS: 100%
FEMALE: 58% | MINORITY: 56% | INTERNATIONAL: 1%
TUITION (IN/OUT): \$3,816 / \$11,448
FEES (IN/OUT): \$460 / \$1,380
ASSOCIATE • DL • DUAL • ESL • INTERN • PLA • CHILDCARE • tuitionbreak

GOODWIN COLLEGE ①

East Hartford, CT | goodwin.edu
info@goodwin.edu
860.528.4111 | 800.889.3282
APPLY BY: Rolling
FRESHMAN ACCEPTANCE RATE: 91%
368 applied / 335 accepted / 335 enrolled
TRANSFER ACCEPTANCE RATE: 91% (825 applicants)
STUDENT/FACULTY RATIO: 12:1
ENROLLMENT: 3,546
PART-TIME: 86%
COMMUTERS: 100%
FEMALE: 82% | MINORITY: 49% | INTERNATIONAL: 0.3%
TUITION: \$19,998
ASSOCIATE • BACHELOR'S • M • ONLINE • DL • DUAL • ESL • INTERN • PLA

HARTFORD SEMINARY ①

Hartford, CT | hartsem.edu
admissions@hartsem.edu
860.509.9549
APPLY BY: Rolling
TUITION: \$2,175 per course
ROOM: \$5,400
M • D • DL

HOLY APOSTLES COLLEGE AND SEMINARY ①

Cromwell, CT | holyapostles.edu
admissions@holyapostles.edu
860.632.3010
APPLY BY: Rolling
TRANSFER ACCEPTANCE RATE: 100% (25 applicants)
ENROLLMENT: 129 undergraduate, 336 graduate
PART-TIME: 57% undergraduate, 74% graduate
COMMUTERS: 70%
FEMALE: 33% | MINORITY: 20% | INTERNATIONAL: 29%
TUITION: \$9,600 | FEES: \$70
ASSOCIATE • BACHELOR'S • M • ONLINE • ACCEL • DL • DUAL • ESL • PLA

HOUSATONIC COMMUNITY COLLEGE ②

Bridgeport, CT | housatonic.edu
egraham@hcc.comnet.edu
203.332.5200
APPLY BY: Rolling
ENROLLMENT: 851
TUITION (IN/OUT): \$3,816 / \$11,448
FEES (IN/OUT): \$460 / \$1,380
ASSOCIATE • ONLINE • DL • DUAL • ESL • INTERN • PLA • CHILDCARE • tuitionbreak

LINCOLN COLLEGE OF NEW ENGLAND ①

Southington, CT | lincolncollegene.edu
860.628.4751 | 844.215.4069
APPLY BY: Rolling
FRESHMAN ACCEPTANCE RATE: 100%
234 applied, 234 accepted, 63 enrolled
TRANSFER ACCEPTANCE RATE: 54% (151 applicants)
STUDENT/FACULTY RATIO: 13:1
ENROLLMENT: 536
PART-TIME: 43%
COMMUTERS: 65%
FEMALE: 81% | MINORITY: 44%
TUITION: \$18,780
ROOM & BOARD: \$11,300
ASSOCIATE • BACHELOR'S • ONLINE • ACCEL • DL • INTERN • PLA

LYME ACADEMY COLLEGE OF FINE ARTS ①

Old Lyme, CT | lymecollege.edu
admissions@lymefinearts.newhaven.edu
860.434.5232
APPLY BY: Rolling
TUITION: \$31,410 | FEES: \$1,778
ROOM & BOARD: \$8,800
BACHELOR'S
A College of the University of New Haven

MANCHESTER COMMUNITY COLLEGE ②

Manchester, CT | manchestercc.edu
860.512.3210
APPLY BY: Rolling
TUITION (IN/OUT): \$3,816 / \$11,448
FEES (IN/OUT): \$460 / \$1,380
ASSOCIATE • ONLINE • ACCEL • COOP • DL • DUAL • ESL • INTERN • WKND • PLA • CHILDCARE • tuitionbreak

MIDDLESEX COMMUNITY COLLEGE ②

Middletown, CT | mxcc.edu
gbarrett@mxcc.edu
860.343.5719 | 800.818.5501
APPLY BY: Rolling
FRESHMAN ACCEPTANCE RATE: 97%
889 applied, 858 accepted, 500 enrolled
TRANSFER ACCEPTANCE RATE: 100% (516 applicants)
STUDENT/FACULTY RATIO: 16:1
ENROLLMENT: 2,740
PART-TIME: 64%
COMMUTERS: 100%
FEMALE: 58% | MINORITY: 34%
TUITION (IN/OUT): \$3,600 / \$10,800
FEES (IN/OUT): \$432 / \$1,296
ASSOCIATE • ACCEL • DL • ESL • INTERN • PLA • tuitionbreak

MITCHELL COLLEGE ①

New London, CT | mitchell.edu
admissions@mitchell.edu
860.701.5037 | 800.443.2811
APPLY BY: Rolling
TUITION: \$30,488 | FEES: \$1,954
ROOM & BOARD: \$12,750
ASSOCIATE • BACHELOR'S • INTERN • PLA

LISTINGS KEY

② Public college

① Independent or private college

M: Master's degree

D: Doctoral degree

ACCEL: Accelerated program to complete study in fewer than usual number of years

COOP: Cooperative education program with alternating class attendance and employment

DL: Courses or instruction available via distance learning

DUAL: Dual enrollment—high school students may enroll in college courses

ESL: English-as-a-Second-Language for non-native English speakers

EXT DEG: External degree program comprising independent study with minimal or no classroom attendance

INTERN: Internships to earn academic credit

for short-term, supervised experience

ONLINE: Entire degree programs offered online
WKND: Weekend college available (classes on weekends only)PLA: Credit for prior learning
CHILDCARE: On-campus day care for students' children

tuitionbreak: Out-of-state tuition discounts for eligible New England residents

NAUGATUCK VALLEY COMMUNITY COLLEGE

Waterbury, CT | nv.edu
 nv-admissions@nvcc.commnet.edu
 203.575.8040
 APPLY BY: Rolling
 FRESHMAN ACCEPTANCE RATE: 86%
 2,219 applied, 1,919 accepted, 1,279 enrolled
 TRANSFER ACCEPTANCE RATE: 83% (1,257 applicants)
 STUDENT/FACULTY RATIO: 19:1
 ENROLLMENT: 6,651
 PART-TIME: 66%
 COMMUTERS: 100%
 FEMALE: 57% | MINORITY: 45% | INTERNATIONAL: 0.3%
 TUITION (IN/OUT): \$3,816 / \$11,448
 FEES (IN/OUT): \$500 / \$1,400
 ASSOCIATE • ONLINE • COOP • DL • DUAL • ESL • INTERN • PLA • CHILDCARE • **tuitionbreak**

NORTHWESTERN CONNECTICUT COMMUNITY COLLEGE

Winsted, CT | nwcc.edu
 admissions@nwcc.commnet.edu
 860.738.6330
 APPLY BY: Rolling
 FRESHMAN ACCEPTANCE RATE: 100%
 339 applied, 339 accepted, 227 enrolled
 TRANSFER ACCEPTANCE RATE: 100% (218 applicants)
 STUDENT/FACULTY RATIO: 14:1
 ENROLLMENT: 1,406
 PART-TIME: 70%
 COMMUTERS: 100%
 FEMALE: 68% | MINORITY: 15%
 TUITION (IN/OUT): \$3,816 / \$11,448
 FEES (IN/OUT): \$475 / \$1,395
 ASSOCIATE • DL • **tuitionbreak**

NORWALK COMMUNITY COLLEGE

Norwalk, CT | ncc.commnet.edu
 admissions@norwalk.edu
 203.857.7068
 APPLY BY: Rolling
 STUDENT/FACULTY RATIO: 18:1
 ENROLLMENT: 5,800
 PART-TIME: 66%
 COMMUTERS: 100%
 FEMALE: 59% | MINORITY: 60% | INTERNATIONAL: 2%
 TUITION (IN/OUT): \$3,720 / \$11,160
 FEES (IN/OUT): \$4,188 / \$1,364
 ASSOCIATE • COOP • DL • DUAL • ESL • INTERN • PLA • CHILDCARE • **tuitionbreak**

PAIER COLLEGE OF ART

Hamden, CT | paiercollegeofart.edu
 paier.admission@snet.net
 203.287.3031
 APPLY BY: Rolling
 FRESHMAN ACCEPTANCE RATE: 65%
 20 applied, 13 accepted, 8 enrolled
 FRESHMAN TOP 25% HIGH SCHOOL CLASS: 21%
 TRANSFER ACCEPTANCE RATE: 72% (18 applicants)
 STUDENT/FACULTY RATIO: 4:1
 ENROLLMENT: 103
 PART-TIME: 34%
 COMMUTERS: 100%
 FEMALE: 69% | MINORITY: 27%
 TUITION: \$16,600 | FEES: \$750
 ASSOCIATE • BACHELOR'S • INTERN • PLA

POST UNIVERSITY

Waterbury, CT | post.edu
 admissions@post.edu
 203.596.4500 | 800.345.2562
 APPLY BY: Rolling
 TUITION: \$28,250 | FEES: \$1,100
 ROOM & BOARD: \$12,400
 ASSOCIATE • BACHELOR'S • M • D • ONLINE • ACCEL • DL • DUAL • ESL • EXT DEG • INTERN • WKND • PLA

QUINEBAUG VALLEY COMMUNITY COLLEGE

Danielson, CT | qvcc.edu
 admissions@qvcc.edu
 860.932.4000
 APPLY BY: Rolling
 FRESHMAN ACCEPTANCE RATE: 99%
 433 applied, 430 accepted, 260 enrolled
 TRANSFER ACCEPTANCE RATE: 99% (187 applicants)

STUDENT/FACULTY RATIO: 14:1
 ENROLLMENT: 1,560
 PART-TIME: 66%
 COMMUTERS: 100%
 FEMALE: 60% | MINORITY: 24%
 TUITION (IN/OUT): \$3,816 / \$11,448
 FEES (IN/OUT): \$490 / \$1,410
 ASSOCIATE • DL • DUAL • ESL • INTERN • PLA • CHILDCARE • **tuitionbreak**

QUINNIPIAC UNIVERSITY

Hamden, CT | qu.edu
 admissions@qu.edu
 203.582.8600 | 800.462.1944
 APPLY BY: Rolling | EARLY DECISION: 11/1
 FRESHMAN ACCEPTANCE RATE: 76%
 23,492 applied, 17,957 accepted,
 1,910 enrolled
 FRESHMAN TOP 25% HIGH SCHOOL CLASS: 62%
 TRANSFER ACCEPTANCE RATE: 53% (1,150 applicants)
 STUDENT/FACULTY RATIO: 16:1
 ENROLLMENT: 7,099 undergraduate,
 2,801 graduate
 PART-TIME: 4% undergraduate, 48% graduate
 COMMUTERS: 25%
 FEMALE: 62% | MINORITY: 19% | INTERNATIONAL: 2%
 TUITION: \$44,420 | FEES: \$2,360
 ROOM & BOARD: \$14,190
 BACHELOR'S • M • D • ONLINE • ACCEL • DL • INTERN • PLA

RENSELAER AT HARTFORD

Hartford, CT | ewp.rpi.edu/hartford
 info@ewp.rpi.edu
 860.548.2400
 APPLY BY: Rolling
 TUITION: \$51,000 | FEES: \$1,305
 ROOM & BOARD: \$14,960
 M

SACRED HEART UNIVERSITY

Fairfield, CT | sacredheart.edu
 enroll@sacredheart.edu
 203.371.7880
 APPLY BY: Rolling (Priority: 2/15) | EARLY ACTION: 12/15 | EARLY DECISION: 12/1
 FRESHMAN ACCEPTANCE RATE: 57%
 10,017 applied, 5,731 accepted, 1,322 enrolled
 FRESHMAN TOP 25% HIGH SCHOOL CLASS: 31%
 TRANSFER ACCEPTANCE RATE: 64% (572 applicants)
 STUDENT/FACULTY RATIO: 15:1
 ENROLLMENT: 5,428 undergraduate,
 3,104 graduate
 PART-TIME: 12% undergraduate, 63% graduate
 COMMUTERS: 49%
 FEMALE: 67% | MINORITY: 18% | INTERNATIONAL: 6%
 TUITION: \$39,570 | FEES: \$250
 ROOM & BOARD: \$14,770
 ASSOCIATE • BACHELOR'S • M • D • ONLINE • ACCEL • DL • ESL • INTERN • WKND • PLA

SOUTHERN CONNECTICUT STATE UNIVERSITY

New Haven, CT | southernct.edu
 admissions@southernct.edu
 203.392.5644 | 888.500.7278
 APPLY BY: Rolling | EARLY ACTION: 11/1
 FRESHMAN ACCEPTANCE RATE: 62%
 8,808 applied, 5,432 accepted, 1,387 enrolled
 TRANSFER ACCEPTANCE RATE: 64% (2,021 applicants)
 STUDENT/FACULTY RATIO: 14:1
 COMMUTERS: 63%
 TUITION (IN/OUT): \$5,424 / \$16,882
 FEES (IN/OUT): \$5,113 / \$6,344
 ROOM & BOARD: \$12,432
 ASSOCIATE • BACHELOR'S • M • D • ACCEL • DL • DUAL • ESL • EXT DEG • INTERN • PLA • **tuitionbreak**

ST. VINCENT'S COLLEGE

Bridgeport, CT | stvincentscollege.edu
 admissions@stvincentscollege.edu
 203.576.5513
 APPLY BY: Rolling
 TUITION: \$18,150
 ASSOCIATE • BACHELOR'S • ONLINE • ACCEL • DL • DUAL • EXT DEG • PLA

THREE RIVERS COMMUNITY COLLEGE

Norwich, CT | threerivers.edu
 tr-admissions@threerivers.edu
 860.215.9020
 APPLY BY: Rolling
 ENROLLMENT: 4,259
 PART-TIME: 68%
 FEMALE: 59% | MINORITY: 35% | INTERNATIONAL: 0.3%
 TUITION (IN/OUT): \$3,816 / \$11,448
 FEES (IN/OUT): \$460 / \$1,380
 ASSOCIATE • ACCEL • COOP • DL • DUAL • ESL • EXT DEG • INTERN • PLA • CHILDCARE • **tuitionbreak**

TRINITY COLLEGE

Hartford, CT | trincoll.edu
 admissions.office@trincoll.edu
 860.297.2180
 APPLY BY: 1/1 | EARLY DECISION: 11/15
 FRESHMAN ACCEPTANCE RATE: 34%
 6,073 applied, 2,062 accepted, 572 enrolled
 TRANSFER ACCEPTANCE RATE: 29% (258 applicants)
 STUDENT/FACULTY RATIO: 9:1
 ENROLLMENT: 2,259 undergraduate, 91 graduate
 PART-TIME: 4% undergraduate, 97% graduate
 FEMALE: 49% | MINORITY: 61% | INTERNATIONAL: 24%
 TUITION: \$52,280 | FEES: \$2,490
 ROOM & BOARD: \$14,200
 BACHELOR'S • M • ACCEL

TUNXIS COMMUNITY COLLEGE

Farmington, CT | tunxis.edu
 tx-admissions@tunxis.edu
 860.773.1500
 APPLY BY: Rolling
 FRESHMAN ACCEPTANCE RATE: 100%
 1,413 applied, 1,413 accepted, 792 enrolled
 TRANSFER ACCEPTANCE RATE: 100% (675 applicants)
 STUDENT/FACULTY RATIO: 13:1
 ENROLLMENT: 3,800
 PART-TIME: 62%
 COMMUTERS: 100%
 FEMALE: 56% | MINORITY: 31% | INTERNATIONAL: 0.1%
 TUITION (IN/OUT): \$3,816 / \$11,448
 FEES (IN/OUT): \$540 / \$1,460
 ASSOCIATE • ONLINE • ACCEL • DL • ESL • INTERN • **tuitionbreak**

UNIVERSITY OF BRIDGEPORT

Bridgeport, CT | bridgeport.edu
 admitt@bridgeport.edu
 203.576.4552 | 800.392.3582
 APPLY BY: Rolling
 FRESHMAN ACCEPTANCE RATE: 58%
 6,969 applied, 4,027 accepted, 487 enrolled
 FRESHMAN TOP 25% HIGH SCHOOL CLASS: 44%
 TRANSFER ACCEPTANCE RATE: 50% (11,123 applicants)
 STUDENT/FACULTY RATIO: 16:1
 ENROLLMENT: 2,941 undergraduate,
 2,717 graduate
 PART-TIME: 27% undergraduate, 35% graduate
 COMMUTERS: 56%
 FEMALE: 57% | MINORITY: 41% | INTERNATIONAL: 30%
 TUITION: \$30,150 | FEES: \$1,900
 ROOM & BOARD: \$13,590
 ASSOCIATE • BACHELOR'S • M • D • ONLINE • DL • ESL • INTERN • PLA

UNIVERSITY OF CONNECTICUT

Storrs, CT | uconn.edu
 beahusky@uconn.edu
 860.486.3137
 APPLY BY: 1/15
 FRESHMAN ACCEPTANCE RATE: 49%
 35,980 applied, 17,560 accepted,
 3,822 enrolled
 FRESHMAN TOP 25% HIGH SCHOOL CLASS: 84%
 TRANSFER ACCEPTANCE RATE: 52% (2,850 applicants)
 STUDENT/FACULTY RATIO: 17:1
 ENROLLMENT: 19,324 undergraduate,
 8,397 graduate
 PART-TIME: 3% undergraduate, 31% graduate
 COMMUTERS: 33%
 FEMALE: 51% | MINORITY: 26% | INTERNATIONAL: 12%
 TUITION (IN/OUT): \$11,998 / \$34,066 | FEES: \$2,882
 ROOM & BOARD: \$12,514
 ASSOCIATE • BACHELOR'S • M • D • ONLINE • ACCEL • COOP • DL • DUAL • ESL • EXT DEG • INTERN
 CHILDCARE • **tuitionbreak**

UNIVERSITY OF HARTFORD

West Hartford, CT | hartford.edu
 admission@hartford.edu
 860.768.4296 | 800.947.4303
 APPLY BY: Rolling
 FRESHMAN ACCEPTANCE RATE: 72%
 15,526 applied, 11,168 accepted,
 1,301 enrolled
 TRANSFER ACCEPTANCE RATE: 51% (1,160 applicants)
 STUDENT/FACULTY RATIO: 9:1
 ENROLLMENT: 5,150 undergraduate,
 1,564 graduate
 PART-TIME: 12% undergraduate, 56% graduate
 COMMUTERS: 35%
 FEMALE: 53% | MINORITY: 31% | INTERNATIONAL: 7%
 TUITION: \$36,088 | FEES: \$2,822
 ROOM & BOARD: \$12,346
 ASSOCIATE • BACHELOR'S • M • D • ONLINE • ACCEL • COOP • DL • DUAL • PLA

UNIVERSITY OF NEW HAVEN

West Haven, CT | newhaven.edu
 admissions@newhaven.edu
 203.932.7319 | 800.342.5864
 APPLY BY: Rolling (Priority: 3/1) | EARLY ACTION: 12/15 | EARLY DECISION: 12/1
 FRESHMAN ACCEPTANCE RATE: 81%
 10,720 applied, 8,633 accepted, 1,128 enrolled
 FRESHMAN TOP 25% HIGH SCHOOL CLASS: 41%
 TRANSFER ACCEPTANCE RATE: 90% (536 applicants)
 STUDENT/FACULTY RATIO: 16:1
 ENROLLMENT: 4,936 undergraduate,
 1,899 graduate
 PART-TIME: 8% undergraduate, 38% graduate
 COMMUTERS: 47%
 FEMALE: 49% | MINORITY: 23% | INTERNATIONAL: 15%
 TUITION: \$36,770 | FEES: \$1,400
 ROOM & BOARD: \$15,610
 ASSOCIATE • BACHELOR'S • M • D • ONLINE • ACCEL • COOP • DL • DUAL • ESL • INTERN • PLA

UNIVERSITY OF SAINT JOSEPH

West Hartford, CT | usj.edu
 admissions@usj.edu
 860.232.4571
 APPLY BY: Rolling
 FRESHMAN ACCEPTANCE RATE: 87%
 743 applied, 647 accepted, 126 enrolled
 FRESHMAN TOP 25% HIGH SCHOOL CLASS: 53%
 TRANSFER ACCEPTANCE RATE: 93% (209 applicants)
 STUDENT/FACULTY RATIO: 10:1
 ENROLLMENT: 894 undergraduate, 1,573 graduate
 PART-TIME: 19% undergraduate, 66% graduate
 COMMUTERS: 71%
 FEMALE: 87% | MINORITY: 30% | INTERNATIONAL: 1%
 TUITION: \$36,273 | FEES: \$1,760
 ROOM & BOARD: \$10,750
 BACHELOR'S • M • D • ONLINE • ACCEL • DL • INTERN • WKND • PLA

WESLEYAN UNIVERSITY

Middletown, CT | wesleyan.edu
 admission@wesleyan.edu
 860.685.3000
 APPLY BY: 1/1 | EARLY DECISION: 11/15
 FRESHMAN ACCEPTANCE RATE: 18%
 11,928 applied, 2,129 accepted, 774 enrolled
 TRANSFER ACCEPTANCE RATE: 28% (499 applicants)
 STUDENT/FACULTY RATIO: 8:1
 ENROLLMENT: 2,971 undergraduate, 235 graduate
 PART-TIME: 2% undergraduate, 36% graduate
 FEMALE: 54% | MINORITY: 30% | INTERNATIONAL: 10%
 TUITION: \$52,174 | FEES: \$300
 ROOM & BOARD: \$14,466
 BACHELOR'S • M • D • ACCEL • DUAL • INTERN

WESTERN CONNECTICUT STATE UNIVERSITY

Danbury, CT | wcsu.edu
 admissions@wcsu.edu
 203.837.9000 | 877.837.9278
 APPLY BY: Rolling
 FRESHMAN ACCEPTANCE RATE: 67%
 5,484 applied, 3,665 accepted, 840 enrolled
 TRANSFER ACCEPTANCE RATE: 70% (1,314 applicants)
 STUDENT/FACULTY RATIO: 12:1
 ENROLLMENT: 5,181 undergraduate, 540 graduate
 PART-TIME: 21% undergraduate, 85% graduate

FEMALE: 54% | MINORITY: 35% | INTERNATIONAL: 0.2%
 TUITION (IN/OUT): \$5,424 / \$16,882
 FEES (IN/OUT): \$4,994 / \$6,225
 ROOM & BOARD: \$12,417
 ASSOCIATE • BACHELOR'S • M • D • ONLINE • COOP • DL • DUAL • INTERN • PLA • CHILDCARE
tuitionbreak

YALE UNIVERSITY ①

New Haven, CT | yale.edu
 student.questions@yale.edu
 203.43.9300
 APPLY BY: 12/1 | EARLY ACTION: 11/1
 FRESHMAN ACCEPTANCE RATE: 6%
 31,445 applied, 1,988 accepted, 1,371 enrolled
 FRESHMAN TOP 25% HIGH SCHOOL CLASS: 99%
 TRANSFER ACCEPTANCE RATE: 2% (1,160 applicants)
 STUDENT/FACULTY RATIO: 6:1
 ENROLLMENT: 5,472 undergraduate,
 6,986 graduate
 PART-TIME: 0.1% undergraduate, 2% graduate
 COMMUTERS: 17%
 FEMALE: 50% | MINORITY: 43% | INTERNATIONAL: 11%
 TUITION: \$51,400 | ROOM & BOARD: \$15,500
 BACHELOR'S • M • D • ACCEL • ESL • INTERN

MAINE

BATES COLLEGE ①

Lewiston, ME | bates.edu
 admission@bates.edu
 207.786.6000 | 855.228.3755
 APPLY BY: 1/1 | EARLY DECISION: 11/15
 FRESHMAN ACCEPTANCE RATE: 23%
 5,356 applied, 1,213 accepted, 484 enrolled
 FRESHMAN TOP 25% HIGH SCHOOL CLASS: 88%
 STUDENT/FACULTY RATIO: 10:1
 ENROLLMENT: 1,780
 COMMUTERS: 9%
 FEMALE: 51% | MINORITY: 23% | INTERNATIONAL: 7%
 COMPREHENSIVE FEE (TUITION, ROOM, BOARD & FEES):
 \$66,720
 BACHELOR'S • ACCEL • INTERN

BEAL COLLEGE ①

Bangor, ME | bealcollege.edu
 admissions@bealcollege.edu
 207.947.4591
 APPLY BY: Rolling
 ASSOCIATE

BOWDOIN COLLEGE ①

Brunswick, ME | bowdoin.edu
 admissions@bowdoin.edu
 207.725.3100
 APPLY BY: 1/1 | EARLY DECISION: 11/15
 FRESHMAN ACCEPTANCE RATE: 15%
 6,799 applied, 1,009 accepted, 503 enrolled
 FRESHMAN TOP 25% HIGH SCHOOL CLASS: 97%
 TRANSFER ACCEPTANCE RATE: 3% (175 applicants)
 STUDENT/FACULTY RATIO: 9:1
 ENROLLMENT: 1,806
 COMMUTERS: 12%
 FEMALE: 50% | MINORITY: 30% | INTERNATIONAL: 5%
 TUITION: \$51,344 | FEES: \$504
 ROOM & BOARD: \$14,132
 BACHELOR'S • ACCEL • CHILDCARE

CENTRAL MAINE COMMUNITY COLLEGE ②

Auburn, ME | cmcc.edu
 enroll@cmcc.edu
 207.755.5273 | 800.891.2002 Ext. 273
 APPLY BY: Rolling
 TUITION (IN/OUT): \$2,760 / \$5,520 | FEES: \$840
 ROOM & BOARD: \$9,340
 ASSOCIATE • ONLINE • DL • DUAL • ESL • PLA •
tuitionbreak

COLBY COLLEGE ①

Waterville, ME | colby.edu
 admissions@colby.edu
 207.859.4800 | 800.723.3032
 APPLY BY: 1/1 | EARLY DECISION: 11/15
 FRESHMAN ACCEPTANCE RATE: 19%
 9,833 applied, 1,840 accepted, 510 enrolled
 FRESHMAN TOP 25% HIGH SCHOOL CLASS: 93%

TRANSFER ACCEPTANCE RATE: 15% (230 applicants)
 STUDENT/FACULTY RATIO: 10:1
 ENROLLMENT: 1,879
 COMMUTERS: 4%
 FEMALE: 52% | MINORITY: 22% | INTERNATIONAL: 11%
 TUITION: \$50,890 | FEES: \$2,230
 ROOM & BOARD: \$13,660
 BACHELOR'S • DUAL • INTERN • PLA

COLLEGE OF THE ATLANTIC ①

Bar Harbor, ME | coa.edu
 inquiry@coa.edu
 207.288.5015 | 800.528.0025
 APPLY BY: 2/1 | EARLY DECISION: 12/1
 FRESHMAN ACCEPTANCE RATE: 65%
 485 applied, 314 accepted, 79 enrolled
 FRESHMAN TOP 25% HIGH SCHOOL CLASS: 70%
 TRANSFER ACCEPTANCE RATE: 81% (59 applicants)
 STUDENT/FACULTY RATIO: 10:1
 ENROLLMENT: 332 undergraduate, 7 graduate
 PART-TIME: 6% undergraduate, 14% graduate
 COMMUTERS: 55%
 FEMALE: 73% | MINORITY: 10% | INTERNATIONAL: 21%
 TUITION: \$42,993 | FEES: \$549
 ROOM & BOARD: \$9,747
 BACHELOR'S • M • DUAL • INTERN

EASTERN MAINE COMMUNITY COLLEGE ②

Bangor, ME | emcc.edu
 admissions@emcc.edu
 207.974.4680
 APPLY BY: Rolling
 TUITION (IN/OUT): \$2,760 / \$5,520 | FEES: \$916
 ASSOCIATE • **tuitionbreak**

HEARTWOOD COLLEGE OF ART ①

Biddeford, ME | heartwoodcollegeofart.org
 hca@heartwoodcollegeofart.org
 207.284.8800
 APPLY BY: Rolling
 ASSOCIATE • BACHELOR'S

HUSSON UNIVERSITY ①

Bangor, ME | husson.edu
 admit@husson.edu
 207.941.7100 | 800.448.7766
 APPLY BY: Rolling (Priority: 1/1)
 FRESHMAN ACCEPTANCE RATE: 80%
 2,460 applied, 1,974 accepted, 626 enrolled
 FRESHMAN TOP 25% HIGH SCHOOL CLASS: 39%
 TRANSFER ACCEPTANCE RATE: 73% (382 applicants)
 STUDENT/FACULTY RATIO: 14:1
 ENROLLMENT: 2,834 undergraduate, 835 graduate
 PART-TIME: 17% undergraduate, 48% graduate
 COMMUTERS: 61%
 FEMALE: 57% | MINORITY: 10% | INTERNATIONAL: 3%
 TUITION: \$16,530 | FEES: \$480
 ROOM & BOARD: \$9,498
 ASSOCIATE • BACHELOR'S • M • D • ONLINE • ACCEL •
 DUAL • INTERN • PLA

INSTITUTE FOR DOCTORAL STUDIES IN THE VISUAL ARTS ①

Portland, ME | idsva.edu
 info@idsva.edu
 207.771.8887 | 800.240.7357
 APPLY BY: Rolling
 D • DL

KENNEBEC VALLEY COMMUNITY COLLEGE ②

Fairfield, ME | kvcc.me.edu
 207.453.5000 | 800.528.5000
 APPLY BY: Rolling
 STUDENT/FACULTY RATIO: 18:1
 ENROLLMENT: 2,551
 PART-TIME: 75%
 COMMUTERS: 100%
 FEMALE: 64% | MINORITY: 5%
 TUITION (IN/OUT): \$2,760 / \$5,520 | FEES: \$642
 ASSOCIATE • ONLINE • DUAL • INTERN • PLA •
tuitionbreak

LANDING SCHOOL ①

Arundel, ME | landingschool.edu
 info@landingschool.edu
 207.985.7976
 APPLY BY: Rolling

TUITION: \$21,300 | FEES: Vary by program
 ROOM & BOARD: \$9,730
 ASSOCIATE

MAINE COLLEGE OF ART ①

Portland, ME | meca.edu
 admissions@meca.edu
 207.699.5026 | 800.699.1509
 APPLY BY: Rolling
 ENROLLMENT: 457 undergraduate, 34 graduate
 PART-TIME: 6%
 FEMALE: 73% | MINORITY: 14% | INTERNATIONAL: 1%
 TUITION: \$33,320
 ROOM & BOARD: \$11,890
 BACHELOR'S • M • INTERN • PLA

MAINE COLLEGE OF HEALTH PROFESSIONS ①

Lewiston, ME | mchp.edu
 admissions@mchp.edu
 207.795.2843
 APPLY BY: 3/30 | EARLY ACTION: 1/12
 FRESHMAN ACCEPTANCE RATE: 46%
 13 applied, 6 accepted, 6 enrolled
 STUDENT/FACULTY RATIO: 5:1
 ENROLLMENT: 185
 PART-TIME: 69%
 COMMUTERS: 95%
 FEMALE: 92% | MINORITY: 4%
 TUITION: \$9,344 | FEES: \$1,900
 ROOM: \$1,900
 ASSOCIATE • ACCEL • PLA

MAINE MARITIME ACADEMY ②

Castine, ME | mainemaritime.edu
 admissions@mma.edu
 207.326.2206 | 800.464.6565
 APPLY BY: Rolling | EARLY ACTION: 11/30
 FRESHMAN ACCEPTANCE RATE: 76%
 882 applied, 666 accepted, 246 enrolled
 FRESHMAN TOP 25% HIGH SCHOOL CLASS: 43%
 TRANSFER ACCEPTANCE RATE: 52% (181 applicants)
 STUDENT/FACULTY RATIO: 13:1
 ENROLLMENT: 1,014 undergraduate, 31 graduate
 PART-TIME: 3% undergraduate, 42% graduate
 COMMUTERS: 35%
 FEMALE: 16% | MINORITY: 4%
 TUITION (IN/OUT): \$10,250 / \$23,600 | FEES: \$3,028
 ROOM & BOARD: \$10,110
 ASSOCIATE • BACHELOR'S • M • ONLINE • COOP • DL •
 INTERN • PLA • **tuitionbreak**

MAINE MEDIA COLLEGE ①

Rockport, ME | mainemedia.edu
 877.577.7700
 APPLY BY: Rolling
 TUITION: \$18,000 | FEES: \$1,950
 ROOM: \$5,475
 M

NEW ENGLAND BIBLE COLLEGE ①

So. Portland, ME | nebcb.edu
 info@nebcb.edu
 207.799.5979
 APPLY BY: Rolling
 ASSOCIATE • BACHELOR'S • INTERN • PLA

NORTHERN MAINE COMMUNITY COLLEGE ②

Presque Isle, ME | nmcc.edu
 admissions@nmcc.edu
 207.768.2785 | 800.535.6682
 APPLY BY: Rolling
 TUITION (IN/OUT): \$2,760 / \$5,520 | FEES: \$974
 ASSOCIATE • EXT DEG • PLA • **tuitionbreak**

SAINT JOSEPH'S COLLEGE ①

Standish, ME | sjcme.edu
 admission@sjcme.edu (on-campus)
 onlineadmissions@sjcme.edu (online)
 207.893.7746 | 800.338.7057
 APPLY BY: Rolling | EARLY ACTION: 11/15
 FRESHMAN ACCEPTANCE RATE: 78%
 1,390 applied, 1,079 accepted, 280 enrolled
 TRANSFER ACCEPTANCE RATE: 56% (104 applicants)
 STUDENT/FACULTY RATIO: 12:1
 ENROLLMENT: 1,567 undergraduate, 603 graduate
 PART-TIME: 37% undergraduate, 83% graduate

COMMUTERS: 29%
 FEMALE: 65% | MINORITY: 7%
 TUITION: \$17,305
 ROOM & BOARD: \$13,280
 ASSOCIATE • BACHELOR'S • M • ONLINE • ACCEL • DL •
 DUAL • INTERN • PLA

SOUTHERN MAINE COMMUNITY COLLEGE ②

South Portland, ME | smcme.edu
 admissions@smcme.edu
 207.741.5800 | 877.282.2182 (within Maine)
 APPLY BY: Rolling
 STUDENT/FACULTY RATIO: 18:1
 ENROLLMENT: 5,932
 PART-TIME: 58%
 FEMALE: 53% | MINORITY: 15% | INTERNATIONAL: 0.6%
 TUITION (IN/OUT): \$2,760 / \$5,520 | FEES: \$1,000
 ROOM & BOARD: \$9,238
 ASSOCIATE • ONLINE • DL • DUAL • INTERN • PLA •
tuitionbreak

THOMAS COLLEGE ①

Waterville, ME | thomas.edu
 admissions@thomas.edu
 207.859.1101 | 800.339.7001
 APPLY BY: Rolling
 TUITION: \$25,200 | FEES: \$700
 ROOM & BOARD: \$10,540
 ASSOCIATE • BACHELOR'S • M • ACCEL • INTERN • PLA

UNITY COLLEGE ①

Unity, ME | unity.edu
 admissions@unity.edu
 207.509.7190 | 800.624.1024
 APPLY BY: Rolling (Priority: 12/15) | EARLY ACTION:
 12/15
 FRESHMAN ACCEPTANCE RATE: 93%
 991 applied, 920 accepted, 215 enrolled
 FRESHMAN TOP 25% HIGH SCHOOL CLASS: 32%
 TRANSFER ACCEPTANCE RATE: 74% (149 applicants)
 STUDENT/FACULTY RATIO: 15:1
 ENROLLMENT: 729 undergraduate, 10 graduate
 PART-TIME: 3% undergraduate, 50% graduate
 COMMUTERS: 31%
 FEMALE: 52% | MINORITY: 9% | INTERNATIONAL: 0.1%
 TUITION: \$27,150 | FEES: \$1,000
 ROOM & BOARD: \$5,200
 ASSOCIATE • BACHELOR'S • M • ONLINE • INTERN • PLA

UNIVERSITY OF MAINE ②

Orono, ME | umaine.edu
 umaineadmissions@umaine.edu
 207.581.1561 | 877.486.2364
 APPLY BY: 2/1 (Priority: 2/1) | EARLY ACTION: 12/1
 FRESHMAN ACCEPTANCE RATE: 90%
 12,952 applied, 11,625 accepted,
 2,230 enrolled
 FRESHMAN TOP 25% HIGH SCHOOL CLASS: 42%
 TRANSFER ACCEPTANCE RATE: 90% (954 applicants)
 STUDENT/FACULTY RATIO: 16:1
 ENROLLMENT: 9,323 undergraduate,
 1,896 graduate
 PART-TIME: 13% undergraduate, 60% graduate
 COMMUTERS: 61%
 FEMALE: 50% | MINORITY: 10% | INTERNATIONAL: 4%
 TUITION (IN/OUT): \$8,580 / \$27,960 | FEES: \$2,322
 ROOM & BOARD: \$10,136
 BACHELOR'S • M • D • ONLINE • ACCEL • COOP •
 DL • DUAL • ESL • INTERN • PLA • CHILDCARE •
tuitionbreak

UNIVERSITY OF MAINE AT AUGUSTA ②

Augusta, ME | uma.edu
 umaadm@umaine.edu
 207.621.3465 | 877.862.1234
 APPLY BY: Rolling (Priority: 6/15)
 FRESHMAN ACCEPTANCE RATE: 99%
 507 applied, 500 accepted, 285 enrolled
 TRANSFER ACCEPTANCE RATE: 99% (727 applicants)
 STUDENT/FACULTY RATIO: 15:1
 ENROLLMENT: 4,416
 PART-TIME: 67%
 COMMUTERS: 100%
 FEMALE: 72% | MINORITY: 7% | INTERNATIONAL: 0.2%
 TUITION (IN/OUT): \$6,840 / \$16,530 | FEES: \$968
 ASSOCIATE • BACHELOR'S • ONLINE • ACCEL • DL • DUAL •
 INTERN • PLA • **tuitionbreak**

UNIVERSITY OF MAINE AT FARMINGTON 📍

Farmington, ME | umf.maine.edu
umfadm@maine.edu
207.778.7050
APPLY BY: Rolling | EARLY ACTION: 11/17
FRESHMAN ACCEPTANCE RATE: 80%
1,880 applied, 1,512 accepted, 435 enrolled
FRESHMAN TOP 25% HIGH SCHOOL CLASS: 42%
TRANSFER ACCEPTANCE RATE: 90% (162 applicants)
STUDENT/FACULTY RATIO: 13:1
ENROLLMENT: 1,782 undergraduate, 218 graduate
PART-TIME: 7% undergraduate, 100% graduate
COMMUTERS: 35%
FEMALE: 67% | MINORITY: 6% | INTERNATIONAL: 0.8%
TUITION (IN/OUT): \$8,576 / \$18,144 | FEES: \$882
ROOM & BOARD: \$9,334
BACHELOR'S • M • ACCEL • DL • DUAL • INTERN • PLA •
CHILDCARE • **tuitionbreak**

UNIVERSITY OF MAINE AT FORT KENT 📍

Fort Kent, ME | umfk.maine.edu
umfkadm@maine.edu
207.834.7600 | 888.879.8635
APPLY BY: Rolling
TUITION (IN/OUT): \$6,840 / \$10,950 | FEES: \$1,125
ROOM & BOARD: \$7,910
ASSOCIATE • BACHELOR'S • ONLINE • ACCEL • DL •
INTERN • PLA • **tuitionbreak**

UNIVERSITY OF MAINE AT MACHIAS 📍

Machias, ME | machias.edu
ummadmissions@maine.edu
207.255.1318 | 888.468.6866
APPLY BY: 8/15 | EARLY ACTION: 12/15
FRESHMAN ACCEPTANCE RATE: 97%
1,005 applied, 973 accepted, 129 enrolled
TRANSFER ACCEPTANCE RATE: 83% (71 applicants)
STUDENT/FACULTY RATIO: 13:1
ENROLLMENT: 745
PART-TIME: 44%
COMMUTERS: 56%
FEMALE: 69% | MINORITY: 12% | INTERNATIONAL: 2%
TUITION (IN/OUT): \$6,840 / \$18,480 | FEES: \$840
ROOM & BOARD: \$8,490
ASSOCIATE • BACHELOR'S • ONLINE • COOP • DL • DUAL •
INTERN • PLA • CHILDCARE • **tuitionbreak**

UNIVERSITY OF MAINE AT PRESQUE ISLE 📍

Presque Isle, ME | umpi.edu
umpi-admissions@maine.edu
207.768.9532
APPLY BY: Rolling
FRESHMAN ACCEPTANCE RATE: 87%
1,491 applied, 1,293 accepted, 177 enrolled
FRESHMAN TOP 25% HIGH SCHOOL CLASS: 15%
TRANSFER ACCEPTANCE RATE: 96% (169 applicants)
STUDENT/FACULTY RATIO: 15:1
ENROLLMENT: 1,326
PART-TIME: 45%
COMMUTERS: 72%
FEMALE: 62% | MINORITY: 9% | INTERNATIONAL: 4%
TUITION (IN/OUT): \$6,840 / \$10,590 | FEES: \$1,044
ROOM & BOARD: \$8,264
ASSOCIATE • BACHELOR'S • ONLINE • ACCEL • DL • DUAL •
INTERN • PLA • **tuitionbreak**

UNIVERSITY OF NEW ENGLAND 📍

Biddeford, ME | une.edu
admissions@une.edu
207.283.0171 | 800.477.4863
APPLY BY: Rolling (Priority: 2/15) | EARLY ACTION: 12/1
FRESHMAN ACCEPTANCE RATE: 83%
4,883 applied, 4,056 accepted, 722 enrolled
STUDENT/FACULTY RATIO: 13:1
ENROLLMENT: 4,247 undergraduate,
4,029 graduate
PART-TIME: 44% undergraduate, 17% graduate
COMMUTERS: 35%
FEMALE: 73% | MINORITY: 15% | INTERNATIONAL: 0.7%
TUITION: \$35,240 | FEES: \$1,290
ROOM & BOARD: \$13,580
BACHELOR'S • M • D • ONLINE • ACCEL • DL • EXT DEG •
INTERN • PLA

UNIVERSITY OF SOUTHERN MAINE 📍

Portland, ME | usm.maine.edu
usmadm@usm.maine.edu
207.780.5670 | 800.800.4876 Ext. 5670
APPLY BY: Rolling
FRESHMAN ACCEPTANCE RATE: 80%
4,111 applied, 3,299 accepted, 805 enrolled
FRESHMAN TOP 25% HIGH SCHOOL CLASS: 37%
TRANSFER ACCEPTANCE RATE: 73% (1,504 applicants)
STUDENT/FACULTY RATIO: 14:1
ENROLLMENT: 6,189 undergraduate,
1,666 graduate
PART-TIME: 39% undergraduate, 61% graduate
COMMUTERS: 78%
FEMALE: 60% | MINORITY: 11% | INTERNATIONAL: 1%
TUITION (IN/OUT): \$7,860 / \$20,670 | FEES: \$1,360
ROOM & BOARD: \$9,200
BACHELOR'S • M • D • ONLINE • COOP • DL • DUAL • ESL •
INTERN • WKND • PLA • **tuitionbreak**

WASHINGTON COUNTY COMMUNITY COLLEGE 📍

Calais, ME | wccc.me.edu
admissions@wccc.me.edu
207.454.1000 | 800.210.6932
APPLY BY: Rolling
TUITION (IN/OUT): \$2,760 / \$5,520 | FEES: \$900
ROOM & BOARD: \$5,190
ASSOCIATE • DL • INTERN • PLA • CHILDCARE •
tuitionbreak

YORK COUNTY COMMUNITY COLLEGE 📍

Wells, ME | yccc.edu
admissions@yccc.edu
207.216.4409 | 800.580.3820
APPLY BY: Rolling
TUITION (IN/OUT): \$2,760 / \$5,520 | FEES: \$900
ASSOCIATE • ONLINE • ACCEL • COOP • DL • DUAL •
INTERN • PLA • **tuitionbreak**

MASSACHUSETTS

AMERICAN INTERNATIONAL COLLEGE 📍

Springfield, MA | aic.edu
admissions@aic.edu
413.205.3201 | 800.242.3142
APPLY BY: Rolling
FRESHMAN ACCEPTANCE RATE: 69%
1,906 applied, 1,321 accepted, 327 enrolled
TRANSFER ACCEPTANCE RATE: 60% (507 applicants)
STUDENT/FACULTY RATIO: 17:1
ENROLLMENT: 1,424 undergraduate,
1,963 graduate
PART-TIME: 5% undergraduate, 7% graduate
COMMUTERS: 48%
FEMALE: 71% | MINORITY: 28% | INTERNATIONAL: 2%
TUITION: \$34,470
ROOM & BOARD: \$13,550
ASSOCIATE • BACHELOR'S • M • D • ONLINE • ACCEL •
DL • DUAL • PLA

AMHERST COLLEGE 📍

Amherst, MA | amherst.edu
admission@amherst.edu
413.542.2328
APPLY BY: 1/1 | EARLY DECISION: 11/15
FRESHMAN ACCEPTANCE RATE: 14%
8,406 applied, 1,161 accepted, 471 enrolled
FRESHMAN TOP 25% HIGH SCHOOL CLASS: 96%
TRANSFER ACCEPTANCE RATE: 6% (406 applicants)
STUDENT/FACULTY RATIO: 8:1
ENROLLMENT: 1,849
COMMUTERS: 2%
FEMALE: 50% | MINORITY: 45% | INTERNATIONAL: 9%
TUITION: \$51,620 | FEES: \$856
ROOM & BOARD: \$13,710
BACHELOR'S • INTERN

ANDOVER NEWTON THEOLOGICAL SCHOOL 📍

Newton Centre, MA | divinityyale.edu | ants.edu
div.admissions@yale.edu
203.432.5360
APPLY BY: Rolling
M • D
Affiliated with Yale Divinity School since July 2017

ANNA MARIA COLLEGE 📍

Paxton, MA | annamaria.edu
admission@annamaria.edu
508.849.3360
APPLY BY: Rolling
TUITION: \$34,800 | FEES: \$2,100
ROOM & BOARD: \$13,890
BACHELOR'S • M • ONLINE • ACCEL • COOP • DL •
INTERN • PLA

ASSUMPTION COLLEGE 📍

Worcester, MA | assumption.edu
admiss@assumption.edu
508.767.7285 | 866.477.7776
APPLY BY: 2/15 | EARLY ACTION: 11/1 | EARLY DECISION: 11/1
FRESHMAN ACCEPTANCE RATE: 78%
4,559 applied, 3,544 accepted, 578 enrolled
FRESHMAN TOP 25% HIGH SCHOOL CLASS: 38%
TRANSFER ACCEPTANCE RATE: 52% (127 applicants)
STUDENT/FACULTY RATIO: 11:1
ENROLLMENT: 1,989 undergraduate, 418 graduate
PART-TIME: 1% undergraduate, 61% graduate
COMMUTERS: 13%
FEMALE: 60% | MINORITY: 17% | INTERNATIONAL: 2%
TUITION: \$35,510 | FEES: \$750
ROOM & BOARD: \$12,196
ASSOCIATE • BACHELOR'S • M • INTERN • PLA

BABSON COLLEGE 📍

Babson Park, MA | babson.edu
ugradadmission@babson.edu
781.239.5522 | 800.488.3696
TUITION: \$49,664
ROOM & BOARD: \$15,838
BACHELOR'S • M

BARD COLLEGE AT SIMON'S ROCK 📍

Great Barrington, MA | simons-rock.edu
admit@simons-rock.edu
413.528.7228 | 800.235.7186
APPLY BY: Rolling
TUITION: \$52,118 | FEES: \$1,800
ROOM & BOARD: \$14,482
ASSOCIATE • BACHELOR'S • EXT DEG • INTERN

BAY PATH UNIVERSITY 📍

Longmeadow, MA | baypath.edu
admiss@baypath.edu
413.565.1331 | 800.782.7284
APPLY BY: Rolling
FRESHMAN ACCEPTANCE RATE: 60%
1,542 applied, 924 accepted, 153 enrolled
FRESHMAN TOP 25% HIGH SCHOOL CLASS: 44%
TRANSFER ACCEPTANCE RATE: 65% (246 applicants)
STUDENT/FACULTY RATIO: 11:1
ENROLLMENT: 1,893 undergraduate,
1,332 graduate
PART-TIME: 25% undergraduate, 57% graduate
COMMUTERS: 55%
FEMALE: 94% | MINORITY: 30% | INTERNATIONAL: 1%
TUITION: \$32,739
ROOM & BOARD: \$12,610
ASSOCIATE • BACHELOR'S • M • D • ONLINE • ACCEL •
COOP • DL • ESL • EXT DEG • INTERN • WKND • PLA

BAY STATE COLLEGE 📍

Boston, MA | baystate.edu
admissions@baystate.edu
617.217.9000
APPLY BY: Rolling
TUITION: Varies by program
ASSOCIATE • BACHELOR'S • ONLINE • PLA

BECKER COLLEGE 📍

Worcester, MA | becker.edu
admissions@becker.edu
508.373.9400 | 877.523.2537
APPLY BY: Rolling (Priority: 2/15) | EARLY ACTION: 11/15 | EARLY DECISION: 11/15
FRESHMAN ACCEPTANCE RATE: 65%
4,458 applied, 2,913 accepted, 420 enrolled
TRANSFER ACCEPTANCE RATE: 48% (687 applicants)
STUDENT/FACULTY RATIO: 17:1
ENROLLMENT: 2,178 undergraduate, 11 graduate
PART-TIME: 28% undergraduate, 45% graduate
COMMUTERS: 56%
FEMALE: 61% | MINORITY: 23% | INTERNATIONAL: 0.6%
TUITION: \$34,650 | FEES: \$3,600

ROOM & BOARD: \$13,300
ASSOCIATE • BACHELOR'S • M • ONLINE • ACCEL • COOP •
DL • DUAL • INTERN • PLA

BENJAMIN FRANKLIN INSTITUTE OF TECHNOLOGY 📍

Boston, MA | bfit.edu
admissions@bfit.edu
617.588.1368 | 877.400.2348
APPLY BY: Rolling
TUITION: \$16,950, \$18,190 Jr. & Sr. year
ROOM: \$12,400
ASSOCIATE • BACHELOR'S • ACCEL • ESL • INTERN • PLA

BENTLEY UNIVERSITY 📍

Waltham, MA | bentley.edu
ugadmission@bentley.edu
781.891.2244 | 800.523.2354
APPLY BY: 1/7 | EARLY DECISION: 11/15
FRESHMAN ACCEPTANCE RATE: 46%
8,281 applied, 3,836 accepted, 1,041 enrolled
FRESHMAN TOP 25% HIGH SCHOOL CLASS: 72%
TRANSFER ACCEPTANCE RATE: 35% (553 applicants)
STUDENT/FACULTY RATIO: 12:1
ENROLLMENT: 4,222 undergraduate,
1,286 graduate
PART-TIME: 2% undergraduate, 42% graduate
COMMUTERS: 20%
FEMALE: 45% | MINORITY: 18% | INTERNATIONAL: 22%
TUITION: \$44,210 | FEES: \$1,550
ROOM & BOARD: \$15,130
BACHELOR'S • M • D • ONLINE • ACCEL • DL • INTERN

BERKLEE COLLEGE OF MUSIC 📍

Boston, MA | berklee.edu
admissions@berklee.edu
617.747.2221 | 800.237.5533
APPLY BY: 1/15 (Priority: 11/1) | EARLY ACTION: 11/1
FRESHMAN ACCEPTANCE RATE: 34%
9,224 applied, 3,121 accepted, 1,190 enrolled
TRANSFER ACCEPTANCE RATE: 35% (1,890 applicants)
STUDENT/FACULTY RATIO: 10:1
ENROLLMENT: 5,983 undergraduate, 433 graduate
PART-TIME: 19% undergraduate, 9% graduate
COMMUTERS: 71%
FEMALE: 38% | MINORITY: 21% | INTERNATIONAL: 30%
TUITION: \$41,530 | FEES: \$1,220
ROOM & BOARD: \$18,180
BACHELOR'S • M • COOP • DL • DUAL • ESL • INTERN • PLA
Merged with Boston Conservatory

BERKSHIRE COMMUNITY COLLEGE 📍

Pittsfield, MA | berkshirecc.edu
admissions@berkshirecc.edu
413.236.1630 | 800.816.1233
APPLY BY: Rolling
FRESHMAN ACCEPTANCE RATE: 72%
1,030 applied, 737 accepted, 338 enrolled
TRANSFER ACCEPTANCE RATE: 59% (298 applicants)
STUDENT/FACULTY RATIO: 12:1
ENROLLMENT: 1,959
PART-TIME: 68%
COMMUTERS: 100%
FEMALE: 62% | MINORITY: 19% | INTERNATIONAL: 0.2%
TUITION (IN/OUT): \$780 / \$7,800 | FEES: \$5,670
ASSOCIATE • ONLINE • DL • DUAL • ESL • INTERN • PLA •
tuitionbreak

BLESSED JOHN XXIII NATIONAL SEMINARY 📍

Weston, MA | blessedjohnxxiii.edu
seminary@blessedjohnxxiii.edu
781.899.5500
APPLY BY: Rolling
M

BOSTON ARCHITECTURAL COLLEGE 📍

Boston, MA | the-bac.edu
admissions@the-bac.edu
617.585.0123
APPLY BY: Rolling (Priority: 2/15)
FRESHMAN ACCEPTANCE RATE: 100%
318 applied, 318 accepted, 22 enrolled
TRANSFER ACCEPTANCE RATE: 14% (256 applicants)
STUDENT/FACULTY RATIO: 7:1
ENROLLMENT: 365 undergraduate, 372 graduate
PART-TIME: 16% undergraduate, 8% graduate
COMMUTERS: 100%

FEMALE: 48% | MINORITY: 22% | INTERNATIONAL: 20%
TUITION: \$20,424 | FEES: \$750
ROOM & BOARD: \$13,280
BACHELOR'S • M • ONLINE • DL

BOSTON BAPTIST COLLEGE ①

Boston, MA | boston.edu
admissions@boston.edu
617.364.3510 | 888.235.2014
APPLY BY: Rolling
TUITION: \$11,400 | FEES: \$1,000
ROOM & BOARD: \$7,000
ASSOCIATE • BACHELOR'S • DUAL • PLA

BOSTON COLLEGE ①

Chestnut Hill, MA | bc.edu
617.552.3100 | 800.360.2522
APPLY BY: 1/1 | EARLY ACTION: 11/1
FRESHMAN ACCEPTANCE RATE: 31%
28,956 applied, 9,017 accepted, 2,359 enrolled
FRESHMAN TOP 25% HIGH SCHOOL CLASS: 95%
TRANSFER ACCEPTANCE RATE: 26% (1,411 applicants)
STUDENT/FACULTY RATIO: 12:1
ENROLLMENT: 9,309 undergraduate,
4,542 graduate
PART-TIME: 23% graduate
COMMUTERS: 18%
FEMALE: 55% | MINORITY: 26% | INTERNATIONAL: 7%
TUITION: \$52,500 | FEES: \$846
ROOM & BOARD: \$14,142
BACHELOR'S • M • D • INTERN

BOSTON CONSERVATORY AT BERKLEE ①

Boston, MA | bostonconservatory.berklee.edu
conservatoryadmissions@berklee.edu
617.912.9153
APPLY BY: 12/15
STUDENT/FACULTY RATIO: 6:1
ENROLLMENT: 644 undergraduate, 238 graduate
FEMALE: 61% | INTERNATIONAL: 14%
TUITION: \$42,390 | FEES: \$2,345
ROOM & BOARD: \$18,180
BACHELOR'S • M • ESL
Merged with Berklee College of Music

BOSTON GRADUATE SCHOOL OF PSYCHOANALYSIS ①

Brookline, MA | bgsp.edu
admissions@bgsp.edu
617.277.3915
APPLY BY: Rolling (Priority: 5/1)
STUDENT/FACULTY RATIO: 4:1
ENROLLMENT: 146
PART-TIME: 75%
FEMALE: 69% | MINORITY: 16% | INTERNATIONAL: 14%
TUITION: \$17,760 | FEES: \$1,020
M • D

BOSTON UNIVERSITY ①

Boston, MA | bu.edu
admissions@bu.edu
617.353.2300
APPLY BY: 1/2 | EARLY DECISION: 11/1
FRESHMAN ACCEPTANCE RATE: 29%
57,441 applied, 16,907 accepted,
3,552 enrolled
FRESHMAN TOP 25% HIGH SCHOOL CLASS: 91%
TRANSFER ACCEPTANCE RATE: 49% (3,625 applicants)
STUDENT/FACULTY RATIO: 10:1
ENROLLMENT: 17,944 undergraduate,
14,751 graduate
PART-TIME: 7% undergraduate, 34% graduate
COMMUTERS: 25%
FEMALE: 59% | MINORITY: 27% | INTERNATIONAL: 23%
TUITION: \$49,176 | FEES: \$1,064
ROOM & BOARD: \$14,870
BACHELOR'S • M • D • ONLINE • ACCEL • COOP • DL •
DUAL • ESL • INTERN • WKND • PLA

BRANDEIS UNIVERSITY ①

Waltham, MA | brandeis.edu
admissions@brandeis.edu
781.736.3500 | 800.622.0622
APPLY BY: 1/1 | EARLY DECISION: 11/1
FRESHMAN ACCEPTANCE RATE: 33%
11,351 applied, 3,796 accepted, 841 enrolled
FRESHMAN TOP 25% HIGH SCHOOL CLASS: 95%
TRANSFER ACCEPTANCE RATE: 41% (562 applicants)

STUDENT/FACULTY RATIO: 10:1
ENROLLMENT: 3,608 undergraduate,
2,121 graduate
PART-TIME: 0.5% undergraduate, 24% graduate
COMMUTERS: 22%
FEMALE: 56% | MINORITY: 24% | INTERNATIONAL: 25%
TUITION: \$51,640 | FEES: \$2,077
ROOM & BOARD: \$14,906
BACHELOR'S • M • D • ONLINE • ACCEL • DL • INTERN

BRIDGEWATER STATE UNIVERSITY ②

Bridgewater, MA | bridgew.edu
admission@bridgew.edu
508.531.1237
EARLY ACTION: 11/15
FRESHMAN ACCEPTANCE RATE: 81%
6,007 applied, 4,863 accepted, 595 enrolled
TRANSFER ACCEPTANCE RATE: 94% (1,787 applicants)
STUDENT/FACULTY RATIO: 19:1
ENROLLMENT: 9,562 undergraduate,
1,436 graduate
PART-TIME: 18% undergraduate, 68% graduate
COMMUTERS: 57%
FEMALE: 60% | MINORITY: 23% | INTERNATIONAL: 0.6%
TUITION (IN/OUT): \$910 / \$7,050 | FEES: \$8,700
ROOM & BOARD: \$12,200
BACHELOR'S • M • ACCEL • DL • DUAL • ESL • INTERN •
WKND • PLA • **tuitionbreak**

BRISTOL COMMUNITY COLLEGE ②

Fall River, MA | bristolcc.edu
admissions@bristolcc.edu
508.678.2811 Ext. 2947
APPLY BY: Rolling
FRESHMAN ACCEPTANCE RATE: 92%
5,719 applied, 5,272 accepted, 2,748 enrolled
TRANSFER ACCEPTANCE RATE: 87% (894 applicants)
STUDENT/FACULTY RATIO: 18:1
ENROLLMENT: 8,476
PART-TIME: 53%
COMMUTERS: 100%
FEMALE: 62% | MINORITY: 26% | INTERNATIONAL: 0.1%
TUITION (IN/OUT): \$720 / \$6,900 | FEES: \$5,174
ASSOCIATE • ONLINE • COOP • DL • DUAL • ESL • INTERN •
WKND • PLA • CHILDCARE • **tuitionbreak**

BUNKER HILL COMMUNITY COLLEGE ②

Boston, MA | bhcc.mass.edu
admissions@bhcc.mass.edu
617.228.3398
APPLY BY: Rolling
FRESHMAN ACCEPTANCE RATE: 83%
5,777 applied, 4,785 accepted, 2,546 enrolled
TRANSFER ACCEPTANCE RATE: 84% (2,607 applicants)
STUDENT/FACULTY RATIO: 22:1
ENROLLMENT: 13,324
PART-TIME: 68%
COMMUTERS: 100%
FEMALE: 56% | MINORITY: 61% | INTERNATIONAL: 6%
TUITION (IN/OUT): \$720 / \$6,900 | FEES: \$4,560
ASSOCIATE • ONLINE • ACCEL • COOP • DL • DUAL • ESL •
EXT DEB • INTERN • WKND • PLA
CHILDCARE • **tuitionbreak**

CAMBRIDGE COLLEGE ①

Boston, MA | cambridgecollege.edu
admissions@cambridgecollege.edu
800.829.4723 | 800.829.4723
APPLY BY: Rolling
FRESHMAN ACCEPTANCE RATE: 100%
43 applied, 43 accepted, 24 enrolled
TRANSFER ACCEPTANCE RATE: 100% (148 applicants)
STUDENT/FACULTY RATIO: 10:1
ENROLLMENT: 850 undergraduate, 1,580 graduate
PART-TIME: 72% undergraduate, 69% graduate
COMMUTERS: 100%
FEMALE: 74% | MINORITY: 54% | INTERNATIONAL: 9%
TUITION: \$14,940
BACHELOR'S • M • D • ACCEL • DL • INTERN • WKND • PLA

CAPE COD COMMUNITY COLLEGE ②

West Barnstable, MA | capecod.edu
admiss@capecod.edu
508.362.2131 | 877.846.3672
APPLY BY: Rolling
TUITION (IN/OUT): \$720 / \$6,900 | FEES: \$4,952
ASSOCIATE • ACCEL • COOP • DL • DUAL • ESL • WKND •
PLA • CHILDCARE • **tuitionbreak**

CLARK UNIVERSITY ①

Worcester, MA | clarku.edu
admissions@clarku.edu
508.793.7431 | 800.462.5275
APPLY BY: 1/15 | EARLY ACTION: 11/1 | EARLY DECISION: 11/1
FRESHMAN ACCEPTANCE RATE: 55%
7,914 applied, 4,331 accepted, 548 enrolled
FRESHMAN TOP 25% HIGH SCHOOL CLASS: 74%
TRANSFER ACCEPTANCE RATE: 45% (200 applicants)
STUDENT/FACULTY RATIO: 9:1
ENROLLMENT: 2,289 undergraduate,
1,009 graduate
PART-TIME: 3% undergraduate, 23% graduate
COMMUTERS: 31%
FEMALE: 60% | MINORITY: 18% | INTERNATIONAL: 25%
TUITION: \$44,050 | FEES: \$350
ROOM & BOARD: \$8,860
BACHELOR'S • M • D • INTERN

COLLEGE OF THE HOLY CROSS ①

Worcester, MA | holycross.edu
admissions@holycross.edu
508.793.2443 | 800.442.2421
APPLY BY: 1/15 | EARLY DECISION: 12/15
FRESHMAN ACCEPTANCE RATE: 38%
6,693 applied, 2,574 accepted, 765 enrolled
FRESHMAN TOP 25% HIGH SCHOOL CLASS: 87%
TRANSFER ACCEPTANCE RATE: 29% (154 applicants)
STUDENT/FACULTY RATIO: 10:1
ENROLLMENT: 2,941
PART-TIME: 1%
COMMUTERS: 11%
FEMALE: 51% | MINORITY: 23% | INTERNATIONAL: 3%
TUITION: \$49,980 | FEES: \$650
ROOM & BOARD: \$13,690
BACHELOR'S • ACCEL • DUAL • INTERN • PLA

CONWAY SCHOOL ①

Easthampton, MA | cslsd.edu
info@cslsd.edu; admissions@cslsd.edu
413.369.4044
APPLY BY: Rolling
TUITION: \$35,600
M

CURRY COLLEGE ①

Milton, MA | curry.edu
adm@curry.edu
617.333.2210 | 800.669.0686
APPLY BY: Rolling (Priority: 4/1) | EARLY ACTION: 12/1
FRESHMAN ACCEPTANCE RATE: 89%
6,143 applied, 5,442 accepted, 678 enrolled
FRESHMAN TOP 25% HIGH SCHOOL CLASS: 16%
TRANSFER ACCEPTANCE RATE: 95% (203 applicants)
STUDENT/FACULTY RATIO: 11:1
ENROLLMENT: 2,688 undergraduate, 237 graduate
PART-TIME: 21% undergraduate, 5% graduate
COMMUTERS: 43%
FEMALE: 59% | MINORITY: 22% | INTERNATIONAL: 2%
TUITION: \$36,780 | FEES: \$1,816
ROOM & BOARD: \$14,735
BACHELOR'S • M • ACCEL • DL • ESL • INTERN •
PLA • CHILDCARE

DEAN COLLEGE ①

Franklin, MA | dean.edu
admissions@dean.edu
508.541.1508 | 877.879.3326
APPLY BY: Rolling
TUITION: \$38,090
ROOM & BOARD: \$16,346
ASSOCIATE • BACHELOR'S • ONLINE • DL • INTERN • PLA

EASTERN NAZARENE COLLEGE ①

Quincy, MA | enc.edu
admissions@enc.edu
617.745.3711 | 800.883.6288
APPLY BY: Rolling
TUITION: \$31,158 | FEES: \$662
ROOM & BOARD: \$9,334
ASSOCIATE • BACHELOR'S • M

ELMS COLLEGE ①

Chicopee, MA | elms.edu
admissions@elms.edu
413.592.3189 | 800.255.3567
APPLY BY: Rolling
FRESHMAN ACCEPTANCE RATE: 76%

684 applied, 523 accepted, 164 enrolled
TRANSFER ACCEPTANCE RATE: 69% (156 applicants)
STUDENT/FACULTY RATIO: 10:1
ENROLLMENT: 1,188 undergraduate, 416 graduate
PART-TIME: 20% undergraduate, 77% graduate
COMMUTERS: 69%
FEMALE: 76% | MINORITY: 20% | INTERNATIONAL: 0.9%
TUITION: \$32,960 | FEES: \$1,618
ROOM & BOARD: \$12,664
ASSOCIATE • BACHELOR'S • M • D • ONLINE • ACCEL • DL •
ESL • INTERN • WKND • PLA

EMERSON COLLEGE ①

Boston, MA | emerson.edu
admission@emerson.edu
617.824.8600
APPLY BY: 1/15 | EARLY ACTION: 11/1
FRESHMAN ACCEPTANCE RATE: 48%
9,149 applied, 4,397 accepted, 881 enrolled
FRESHMAN TOP 25% HIGH SCHOOL CLASS: 70%
TRANSFER ACCEPTANCE RATE: 67% (761 applicants)
STUDENT/FACULTY RATIO: 13:1
ENROLLMENT: 3,790 undergraduate, 641 graduate
PART-TIME: 2% undergraduate, 10% graduate
COMMUTERS: 43%
FEMALE: 62% | MINORITY: 22% | INTERNATIONAL: 10%
TUITION: \$44,032 | FEES: \$800
ROOM & BOARD: \$16,992
BACHELOR'S • M • INTERN • PLA

EMMANUEL COLLEGE ①

Boston, MA | emmanuel.edu
enroll@emmanuel.edu
617.735.9715
APPLY BY: 2/15 (Priority: 11/1) | EARLY ACTION: 11/1
FRESHMAN ACCEPTANCE RATE: 71%
6,223 applied, 4,443 accepted, 596 enrolled
TRANSFER ACCEPTANCE RATE: 40% (286 applicants)
STUDENT/FACULTY RATIO: 13:1
ENROLLMENT: 2,012 undergraduate, 178 graduate
PART-TIME: 9% undergraduate, 92% graduate
COMMUTERS: 30%
FEMALE: 75% | MINORITY: 23% | INTERNATIONAL: 1%
TUITION: \$38,584 | FEES: \$260
ROOM & BOARD: \$14,628
BACHELOR'S • M • ONLINE • ACCEL • DL • INTERN • PLA

ENDICOTT COLLEGE ①

Beverly, MA | endicott.edu
admission@endicott.edu
978.927.0585 | 800.325.1114
APPLY BY: 2/15
FRESHMAN ACCEPTANCE RATE: 79%
3,619 applied, 2,850 accepted, 736 enrolled
FRESHMAN TOP 25% HIGH SCHOOL CLASS: 42%
TRANSFER ACCEPTANCE RATE: 66% (309 applicants)
STUDENT/FACULTY RATIO: 13:1
ENROLLMENT: 3,290 undergraduate,
1,754 graduate
PART-TIME: 12% undergraduate, 70% graduate
COMMUTERS: 9%
FEMALE: 64% | MINORITY: 9% | INTERNATIONAL: 2%
TUITION: \$31,454 | FEES: \$700
ROOM & BOARD: \$14,900
ASSOCIATE • BACHELOR'S • M • D • ONLINE • ACCEL • DL •
DUAL • ESL • INTERN • PLA

EPISCOPAL DIVINITY SCHOOL ①

Cambridge, MA | eds.edu
admissions@eds.edu
617.682.1507 | 866.433.7669
APPLY BY: Rolling
M • D • DL

FINE MORTUARY COLLEGE ①

Norwood, MA | fmc.edu
info@fmc.edu
781.762.1211
APPLY BY: Rolling
FRESHMAN ACCEPTANCE RATE: 91%
23 applied, 21 accepted, 19 enrolled
FRESHMAN TOP 25% HIGH SCHOOL CLASS: 10%
TRANSFER ACCEPTANCE RATE: 100% (2 applicants)
STUDENT/FACULTY RATIO: 7:1
ENROLLMENT: 91
PART-TIME: 92%
COMMUTERS: 100%
FEMALE: 66% | MINORITY: 10%

TUITION: \$19,980
ROOM & BOARD: \$16,009
ASSOCIATE • DL • INTERN

FISHER COLLEGE ①

Boston, MA | fisher.edu
admissions@fisher.edu
617.236.8818
APPLY BY: Rolling
FRESHMAN ACCEPTANCE RATE: 70%
2,769 applied, 1,929 accepted, 228 enrolled
TRANSFER ACCEPTANCE RATE: 49% (340 applicants)
STUDENT/FACULTY RATIO: 17:1
ENROLLMENT: 1,996 undergraduate, 34 graduate
PART-TIME: 41% undergraduate, 53% graduate
COMMUTERS: 84%
FEMALE: 73% | MINORITY: 22% | INTERNATIONAL: 7%
TUITION (IN/OUT): \$29,504 | FEES: \$995
ROOM & BOARD: \$15,768
ASSOCIATE • BACHELOR'S • M • ONLINE • ACCEL • DL • ESL • INTERN • PLA

FITCHBURG STATE UNIVERSITY ②

Fitchburg, MA | fitchburgstate.edu
admissions@fitchburgstate.edu
978.665.3144 | 800.705.9692
APPLY BY: Rolling
FRESHMAN ACCEPTANCE RATE: 75%
3,566 applied, 2,662 accepted, 763 enrolled
TRANSFER ACCEPTANCE RATE: 93% (652 applicants)
STUDENT/FACULTY RATIO: 14:1
ENROLLMENT: 4,162 undergraduate,
2,601 graduate
PART-TIME: 18% undergraduate, 92% graduate
COMMUTERS: 43%
FEMALE: 63% | MINORITY: 26% | INTERNATIONAL: 0.5%
TUITION (IN/OUT): \$970 / \$7,050 | FEES: \$9,184
ROOM & BOARD: \$10,400
BACHELOR'S • M • ONLINE • DL • DUAL • INTERN • PLA • **tuitionbreak**

FRAMINGHAM STATE UNIVERSITY ②

Framingham, MA | framingham.edu
admissions@framingham.edu
508.626.4500
APPLY BY: Rolling (Priority: 2/15) | EARLY ACTION: 11/15
FRESHMAN ACCEPTANCE RATE: 65%
6,203 applied, 4,019 accepted, 749 enrolled
TRANSFER ACCEPTANCE RATE: 61% (1,139 applicants)
STUDENT/FACULTY RATIO: 14:1
ENROLLMENT: 4,337 undergraduate,
1,640 graduate
PART-TIME: 15% undergraduate, 93% graduate
COMMUTERS: 50%
FEMALE: 65% | MINORITY: 25% | INTERNATIONAL: 0.3%
TUITION (IN/OUT): \$970 / \$7,050 | FEES: \$8,950
ROOM & BOARD: \$11,660
BACHELOR'S • M • ONLINE • COOP • DL • DUAL • ESL • INTERN • PLA • CHILDCARE • **tuitionbreak**

GORDON COLLEGE ②

Wenham, MA | gordon.edu
admissions@gordon.edu
978.927.2300 | 866.464.6736
APPLY BY: 8/1 (Priority: 12/15) | EARLY ACTION: 11/15
FRESHMAN ACCEPTANCE RATE: 92%
2,714 applied, 2,496 accepted, 427 enrolled
FRESHMAN TOP 25% HIGH SCHOOL CLASS: 58%
TRANSFER ACCEPTANCE RATE: 100% (121 applicants)
STUDENT/FACULTY RATIO: 12:1
ENROLLMENT: 1,657 undergraduate, 347 graduate
PART-TIME: 5% undergraduate, 68% graduate
COMMUTERS: 8%
FEMALE: 65% | MINORITY: 20% | INTERNATIONAL: 8%
TUITION: \$35,180 | FEES: \$1,560
ROOM & BOARD: \$9,000
BACHELOR'S • M • INTERN • PLA

GORDON-CONWELL THEOLOGICAL SEMINARY ①

Hamilton, MA | gordonconwell.edu
admrep@gcets.edu
978.468.7111 | 800.428.7329
APPLY BY: Rolling
TUITION: \$19,950
M • D • ONLINE

GREENFIELD COMMUNITY COLLEGE ②

Greenfield, MA | gcc.mass.edu
admission@gcc.mass.edu
413.775.1801
APPLY BY: Rolling
TUITION (IN/OUT): \$780 / \$8,430 | FEES: \$6,182
ASSOCIATE • ONLINE • DUAL • ESL • PLA • **tuitionbreak**

HAMPSHIRE COLLEGE ①

Amherst, MA | hamphshire.edu
admissions@hampshire.edu
413.559.5471 | 877.937.4267
APPLY BY: 1/15 | EARLY ACTION: 12/1 | EARLY DECISION: 11/15
FRESHMAN ACCEPTANCE RATE: 64%
2,347 applied, 1,511 accepted, 331 enrolled
TRANSFER ACCEPTANCE RATE: 67% (211 applicants)
STUDENT/FACULTY RATIO: 10:1
ENROLLMENT: 1,321
COMMUTERS: 16%
FEMALE: 62% | MINORITY: 26% | INTERNATIONAL: 5%
TUITION: \$50,030 | FEES: \$1,578
ROOM & BOARD: \$13,606
BACHELOR'S • INTERN

HARVARD UNIVERSITY ①

Cambridge, MA | harvard.edu
617.495.1551
APPLY BY: 1/1 | EARLY ACTION: 11/1
FRESHMAN ACCEPTANCE RATE: 5%
39,041 applied, 2,110 accepted, 1,663 enrolled
TRANSFER ACCEPTANCE RATE: 1% (1,491 applicants)
STUDENT/FACULTY RATIO: 7:1
PART-TIME: 2%
COMMUTERS: 2%
FEMALE: 48% | MINORITY: 32% | INTERNATIONAL: 23%
TUITION: \$44,990 | FEES: \$3,959
ROOM & BOARD: \$16,660
BACHELOR'S • M • D • ACCEL • DL

HEBREW COLLEGE ①

Newton Centre, MA | hebrewcollege.edu
admissions@hebrewcollege.edu
617.559.8610 | 800.866.4814
APPLY BY: Rolling
TUITION: \$28,970 | FEES: \$220
ROOM & BOARD: \$18,722
BACHELOR'S • M • ONLINE • DL

HELLENIC COLLEGE / HOLY CROSS GREEK ORTHODOX SCHOOL OF THEOLOGY ①

Brookline, MA | hchc.edu
admissions@hchc.edu
617.850.1285
APPLY BY: Rolling
TUITION: \$21,192
ROOM & BOARD: \$16,192
BACHELOR'S • M

HOLYOKE COMMUNITY COLLEGE ②

Holyoke, MA | hcc.edu
admissions@hcc.edu
413.552.2321
APPLY BY: Rolling
STUDENT/FACULTY RATIO: 16:1
ENROLLMENT: 5,890
PART-TIME: 56%
COMMUTERS: 100%
FEMALE: 62% | MINORITY: 38% | INTERNATIONAL: 0.8%
TUITION (IN/OUT): \$720 / \$6,900 | FEES: \$5,040
ASSOCIATE • ONLINE • ACCEL • COOP • DL • DUAL • ESL • INTERN • WKND • PLA

HULT INTERNATIONAL BUSINESS SCHOOL ①

Cambridge, MA | hult.edu
admissions@hult.edu
617.746.1990
APPLY BY: Rolling
BACHELOR'S • M

LABOURÉ COLLEGE ①

Milton, MA | laboure.edu
admissions@laboure.edu
617.322.3575
APPLY BY: Rolling
TRANSFER ACCEPTANCE RATE: 79% (269 applicants)
ENROLLMENT: 726

PART-TIME: 96%
COMMUTERS: 100%
FEMALE: 91% | MINORITY: 46%
TUITION: \$34,613 | FEES: \$1,490
ASSOCIATE • BACHELOR'S • DL

LASELL COLLEGE ①

Newton, MA | lasell.edu
info@lasell.edu
617.243.2225 | 888.527.3554
APPLY BY: Rolling (Priority: 11/15) | EARLY ACTION: 11/15
FRESHMAN ACCEPTANCE RATE: 76%
3,221 applied, 2,450 accepted, 439 enrolled
TRANSFER ACCEPTANCE RATE: 60% (257 applicants)
STUDENT/FACULTY RATIO: 13:1
ENROLLMENT: 1,788 undergraduate, 316 graduate
PART-TIME: 2% undergraduate, 74% graduate
COMMUTERS: 25%
FEMALE: 66% | MINORITY: 19% | INTERNATIONAL: 7%
TUITION: \$33,300 | FEES: \$1,300
ROOM & BOARD: \$14,800
BACHELOR'S • M • ONLINE • ACCEL • ESL • INTERN • PLA

LESLEY UNIVERSITY ①

Cambridge, MA | lesley.edu
admissions@lesley.edu
617.349.8800 | 800.999.1959 Ext. 8800
APPLY BY: Rolling
TUITION: \$26,300 | FEES: \$300
ROOM & BOARD: \$10,170
ASSOCIATE • BACHELOR'S • M • D • ONLINE • ACCEL • DL • INTERN • PLA

LONGY SCHOOL OF MUSIC OF BARD COLLEGE ①

Cambridge, MA | longy.edu
admissions@longy.edu
617.876.0956
APPLY BY: Rolling
TUITION: \$39,800 | FEES: \$980
M

MASSACHUSETTS COLLEGE OF ART AND DESIGN ②

Boston, MA | massart.edu
admissions@massart.edu
617.879.7222
APPLY BY: 2/1 | EARLY ACTION: 12/1
FRESHMAN ACCEPTANCE RATE: 71%
1,531 applied, 1,085 accepted, 374 enrolled
TRANSFER ACCEPTANCE RATE: 67% (299 applicants)
STUDENT/FACULTY RATIO: 8:1
ENROLLMENT: 1,835 undergraduate, 147 graduate
PART-TIME: 15% undergraduate, 24% graduate
COMMUTERS: 61%
FEMALE: 71% | MINORITY: 23% | INTERNATIONAL: 6%
TUITION (IN/OUT): \$1,030 / \$22,730 | FEES: \$11,670
ROOM & BOARD: \$13,500
BACHELOR'S • M • DUAL • INTERN • PLA • **tuitionbreak**

MASSACHUSETTS COLLEGE OF LIBERAL ARTS ②

North Adams, MA | mccla.edu
admissions@mccla.edu
413.662.5410 | 800.969.6252
APPLY BY: Rolling (Priority: 3/1) | EARLY ACTION: 12/14
FRESHMAN ACCEPTANCE RATE: 77%
2,013 applied, 1,552 accepted, 327 enrolled
FRESHMAN TOP 25% HIGH SCHOOL CLASS: 42%
TRANSFER ACCEPTANCE RATE: 93% (239 applicants)
STUDENT/FACULTY RATIO: 12:1
ENROLLMENT: 1,444 undergraduate, 200 graduate
PART-TIME: 13% undergraduate, 93% graduate
COMMUTERS: 40%
FEMALE: 63% | MINORITY: 20% | INTERNATIONAL: 0.4%
TUITION (IN/OUT): \$1,030 / \$9,975 | FEES: \$9,106
ROOM & BOARD: \$10,724
BACHELOR'S • M • ACCEL • DUAL • INTERN • PLA • **tuitionbreak**

MASSACHUSETTS COLLEGE OF PHARMACY AND HEALTH SCIENCES ①

Boston, MA | mcphs.edu
admissions@mcphs.edu
617.732.2800
APPLY BY: Rolling
FRESHMAN ACCEPTANCE RATE: 84%
5,531 applied, 4,672 accepted, 799 enrolled
TRANSFER ACCEPTANCE RATE: 43% (1,400 applicants)
ENROLLMENT: 3,843 undergraduate,
3,252 graduate
PART-TIME: 7% undergraduate, 15% graduate
COMMUTERS: 81%
FEMALE: 69% | MINORITY: 35% | INTERNATIONAL: 13%
TUITION: \$30,600 | FEES: \$1,070
ROOM & BOARD: \$15,834
BACHELOR'S • M • D • ONLINE • ACCEL • DL • INTERN

MASSACHUSETTS INSTITUTE OF TECHNOLOGY ①

Cambridge, MA | web.mit.edu
admissions@mit.edu
617.253.3400
APPLY BY: 1/1 | EARLY ACTION: 11/1
FRESHMAN ACCEPTANCE RATE: 8%
19,020 applied, 1,511 accepted, 1,110 enrolled
FRESHMAN TOP 25% HIGH SCHOOL CLASS: 100%
TRANSFER ACCEPTANCE RATE: 5% (569 applicants)
STUDENT/FACULTY RATIO: 3:1
ENROLLMENT: 4,524 undergraduate, 6,852 graduate
PART-TIME: 1% undergraduate, 2% graduate
COMMUTERS: 6%
FEMALE: 39% | MINORITY: 33% | INTERNATIONAL: 30%
TUITION: \$49,580 | FEES: \$312
ROOM & BOARD: \$14,720
BACHELOR'S • M • D • COOP • ESL • INTERN • CHILDCARE

MASSACHUSETTS MARITIME ACADEMY ②

Buzzards Bay, MA | maritime.edu
admissions@maritime.edu
508.830.5000 | 800.544.3411
APPLY BY: Rolling EARLY ACTION: 11/1
FRESHMAN ACCEPTANCE RATE: 80%
825 applied, 664 accepted, 402 enrolled
TRANSFER ACCEPTANCE RATE: 86% (84 applicants)
STUDENT/FACULTY RATIO: 17:1
ENROLLMENT: 1,677 undergraduate, 74 graduate
PART-TIME: 4% undergraduate, 100% graduate
COMMUTERS: 5%
FEMALE: 13% | MINORITY: 10% | INTERNATIONAL: 0.6%
TUITION (IN/OUT): \$1,714 / \$19,140 | FEES: \$6,684
ROOM & BOARD: \$12,306
BACHELOR'S • M • COOP • DUAL • INTERN • PLA • **tuitionbreak**

MASSACHUSETTS SCHOOL OF LAW AT ANDOVER ①

Andover, MA | mslaw.edu
mslaw@mslaw.edu
978.681.0800
APPLY BY: Rolling
TUITION: \$21,000 | FEES: \$750
D

MASSASOIT COMMUNITY COLLEGE ②

Brockton, MA | massasoit.edu
508-588-9100
APPLY BY: Rolling
TUITION (IN/OUT): \$720 / \$6,900 | FEES: \$5,130
ASSOCIATE • ONLINE • ACCEL • DL • ESL • INTERN • WKND • CHILDCARE • **tuitionbreak**

MASSBAY COMMUNITY COLLEGE ②

Wellesley Hills, MA | massbay.edu
info@massbay.edu
781.239.2500
APPLY BY: Rolling
FRESHMAN ACCEPTANCE RATE: 99%
1,937 applied, 1,926 accepted, 754 enrolled
TRANSFER ACCEPTANCE RATE: 99% (673 applicants)
STUDENT/FACULTY RATIO: 18:1
ENROLLMENT: 4,855
PART-TIME: 67%
COMMUTERS: 100%
FEMALE: 53% | MINORITY: 36% | INTERNATIONAL: 2%
TUITION (IN/OUT): \$720 / \$6,900 | FEES: \$5,640
ASSOCIATE • ACCEL • COOP • DL • DUAL • ESL • WKND • PLA • **tuitionbreak**

MERRIMACK COLLEGE ①

North Andover, MA | merrimack.edu
admission@merrimack.edu
978.837.5000
APPLY BY: 2/15 | EARLY ACTION: 1/15 | EARLY DECISION: 11/15
FRESHMAN ACCEPTANCE RATE: 82%
8,214 applied, 6,728 accepted, 1,005 enrolled
FRESHMAN TOP 25% HIGH SCHOOL CLASS: 24%
TRANSFER ACCEPTANCE RATE: 62% (334 applicants)
STUDENT/FACULTY RATIO: 14:1
ENROLLMENT: 3,448 undergraduate, 581 graduate
PART-TIME: 4% undergraduate, 27% graduate
COMPUTERS: 25%
FEMALE: 54% | MINORITY: 12% | INTERNATIONAL: 5%
TUITION: \$37,910 | FEES: \$2,280
ROOM & BOARD: \$15,225
BACHELOR'S • M • ONLINE • ACCEL • COOP • DL • DUAL • INTERN • PLA

MGH INSTITUTE OF HEALTH PROFESSIONS ①

Boston, MA | mgihp.edu
admissions@mgihp.edu
617.726.1304
APPLY BY: Rolling
STUDENT/FACULTY RATIO: 11:1
ENROLLMENT: 528 undergraduate, 1,029 graduate
PART-TIME: 64% undergraduate, 29% graduate
COMPUTERS: 100%
TUITION: Varies by program
FEMALE: 82% | MINORITY: 20% | INTERNATIONAL: 2%
BACHELOR'S • M • D • ONLINE • ACCEL • DL

MIDDLESEX COMMUNITY COLLEGE ②

Lowell, MA | middlesex.mass.edu
admissions@middlesex.mass.edu
978.656.3207 | 800.818.3434
APPLY BY: Rolling
FRESHMAN ACCEPTANCE RATE: 91%
4,544 applied, 4,146 accepted, 621 enrolled
TRANSFER ACCEPTANCE RATE: 86% (1,514 applicants)
STUDENT/FACULTY RATIO: 20:1
ENROLLMENT: 8,617
PART-TIME: 65%
COMPUTERS: 100%
FEMALE: 58% | MINORITY: 41% | INTERNATIONAL: 2%
TUITION (IN/OUT): \$720 / \$6,900 | FEES: \$5,270
ASSOCIATE • ONLINE • ACCEL • DL • DUAL • ESL • INTERN • PLA • **tuitionbreak**

MONTERRAT COLLEGE OF ART ①

Beverly, MA | montserrat.edu
admissions@montserrat.edu
978.921.4242 Ext. 1153 | 800.836.0487
APPLY BY: Rolling
TUITION: \$30,700 | FEES: \$1,300
ROOM: \$9,500
BACHELOR'S • DUAL • INTERN • PLA

MOUNT HOLYOKE COLLEGE ①

South Hadley, MA | mholyoke.edu
admission@mholyoke.edu
413.538.2023
APPLY BY: 1/15 | EARLY DECISION: 11/15
FRESHMAN ACCEPTANCE RATE: 52%
3,543 applied, 1,849 accepted, 588 enrolled
FRESHMAN TOP 25% HIGH SCHOOL CLASS: 88%
TRANSFER ACCEPTANCE RATE: 42% (286 applicants)
STUDENT/FACULTY RATIO: 10:1
ENROLLMENT: 2,199 undergraduate, 128 graduate
PART-TIME: 2% undergraduate, 75% graduate
COMPUTERS: 5%
FEMALE: 99% | MINORITY: 26% | INTERNATIONAL: 26%
TUITION: \$47,740 | FEES: \$200
ROOM & BOARD: \$14,060
BACHELOR'S • M • ONLINE • DL • INTERN

MOUNT IDA COLLEGE ①

Newton, MA | mountida.edu
admissions@mountida.edu
617.928.4553
APPLY BY: Rolling
ENROLLMENT: 1,352 undergraduate, 37 graduate
TUITION: \$34,200 | FEES: \$1,255
ROOM & BOARD: \$13,680
ASSOCIATE • BACHELOR'S • M • DL • ESL • INTERN

MOUNT WACHUSETT COMMUNITY COLLEGE ②

Gardner, MA | mwcc.edu
admissions@mwcc.edu
978.630.9110
APPLY BY: Rolling
TUITION (IN/OUT): \$750 / \$6,900 | FEES: \$6,050
ASSOCIATE • ACCEL • COOP • DL • ESL • INTERN • PLA • CHILDCARE • **tuitionbreak**

NATIONAL GRADUATE SCHOOL OF QUALITY MANAGEMENT ①

Falmouth, MA | ngs.edu
admissions@ngs.edu
800.838.2580
APPLY BY: Rolling
BACHELOR'S • M • D • ACCEL • DL

NEW ENGLAND COLLEGE OF BUSINESS ①

Boston, MA | necb.edu
info@necb.edu
617.603.6900
APPLY BY: Rolling
STUDENT/FACULTY RATIO: 18:1
ENROLLMENT: 822 undergraduate, 249 graduate
PART-TIME: 83% undergraduate, 75% graduate
FEMALE: 74% | MINORITY: 29% | INTERNATIONAL: 0.7%
TUITION: \$17,460 | FEES: \$600
ASSOCIATE • BACHELOR'S • M • ONLINE • DL • PLA

NEW ENGLAND COLLEGE OF OPTOMETRY ①

Boston, MA | neco.edu
admissions@neco.edu
617.587.5580
APPLY BY: 3/15
GRADUATE ACCEPTANCE RATE: 41%
815 applied, 337 accepted, 145 enrolled
ENROLLMENT: 508
COMPUTERS: 100%
FEMALE: 71% | MINORITY: 30% | INTERNATIONAL: 26%
TUITION: \$40,037 | FEES: \$2,010
M • D

NEW ENGLAND CONSERVATORY OF MUSIC ①

Boston, MA | necmusic.edu
admission@necmusic.edu
617.585.1101
APPLY BY: 12/1 (Priority: 11/1)
FRESHMAN ACCEPTANCE RATE: 34%
1,173 applied, 404 accepted, 132 enrolled
TRANSFER ACCEPTANCE RATE: 34% (83 applicants)
STUDENT/FACULTY RATIO: 4:1
ENROLLMENT: 413 undergraduate, 406 graduate
PART-TIME: 8% undergraduate, 6% graduate
FEMALE: 46% | MINORITY: 19% | INTERNATIONAL: 40%
TUITION: \$46,100 | FEES: \$1,370
ROOM & BOARD: \$15,700
BACHELOR'S • M • D

NEW ENGLAND LAW | BOSTON ①

Boston, MA | nesl.edu
admit@nesl.edu
617.422.7210
APPLY BY: 3/15 (Priority: 3/15)
GRADUATE ACCEPTANCE RATE: 67%
1,425 applied, 953 accepted, 172 enrolled
ENROLLMENT: 622
PART-TIME: 31%
FEMALE: 57% | MINORITY: 28% | INTERNATIONAL: 2%
TUITION: \$47,912 | FEES: \$80
D • DL • INTERN

NEWBURY COLLEGE ①

Brookline, MA | newbury.edu
admissions@newbury.edu
617.730.7007
APPLY BY: Rolling EARLY ACTION: 11/1
FRESHMAN ACCEPTANCE RATE: 83%
2,325 applied, 1,922 accepted, 233 enrolled
TRANSFER ACCEPTANCE RATE: 58% (137 applicants)
STUDENT/FACULTY RATIO: 14:1
ENROLLMENT: 2,467
COMPUTERS: 60%
FEMALE: 59% | MINORITY: 52% | INTERNATIONAL: 4%
TUITION: \$33,510 | FEES: \$1,500
ROOM & BOARD: \$14,500
ASSOCIATE • BACHELOR'S • ACCEL • INTERN • PLA

NICHOLS COLLEGE ①

Dudley, MA | nichols.edu
admissions@nichols.edu
508.213.2203 | 800.470.3379
APPLY BY: Rolling
TUITION: \$33,600 | FEES: \$400
ROOM & BOARD: \$13,800
ASSOCIATE • BACHELOR'S • M • ONLINE • ACCEL • DL • DUAL • INTERN • PLA

NORTH SHORE COMMUNITY COLLEGE ②

Danvers, MA | northshore.edu
info@northshore.edu
978.762.4188
APPLY BY: Rolling
FRESHMAN ACCEPTANCE RATE: 88%
2,448 applied, 2,143 accepted, 1,198 enrolled
TRANSFER ACCEPTANCE RATE: 88% (840 applicants)
STUDENT/FACULTY RATIO: 17:1
ENROLLMENT: 6,315
PART-TIME: 66%
COMPUTERS: 100%
FEMALE: 61% | MINORITY: 40% | INTERNATIONAL: 0.1%
TUITION (IN/OUT): \$750 / \$7,710 | FEES: \$5,530
ASSOCIATE • ONLINE • COOP • DL • DUAL • ESL • INTERN • PLA • **tuitionbreak**

NORTHEASTERN UNIVERSITY ①

Boston, MA | northeastern.edu
admissions@neu.edu
617.373.2200
APPLY BY: 1/1 | EARLY ACTION: 11/1 | EARLY DECISION: 11/1
FRESHMAN ACCEPTANCE RATE: 29%
51,063 applied, 14,747 accepted, 2,676 enrolled
FRESHMAN TOP 25% HIGH SCHOOL CLASS: 94%
TRANSFER ACCEPTANCE RATE: 39% (3,320 applicants)
STUDENT/FACULTY RATIO: 14:1
ENROLLMENT: 17,923 undergraduate,
7,543 graduate
PART-TIME: 0.2% undergraduate, 11% graduate
COMPUTERS: 54%
FEMALE: 49% | MINORITY: 23% | INTERNATIONAL: 30%
TUITION: \$48,560 | FEES: \$884
ROOM & BOARD: \$15,660
BACHELOR'S • M • D • ONLINE • ACCEL • COOP • DL • ESL • INTERN

NORTHERN ESSEX COMMUNITY COLLEGE ②

Haverhill, MA | necc.mass.edu
admissions@necc.mass.edu
978.556.3600
APPLY BY: Rolling
FRESHMAN ACCEPTANCE RATE: 99%
2,166 applied, 2,137 accepted, 1,043 enrolled
TRANSFER ACCEPTANCE RATE: 96% (556 applicants)
ENROLLMENT: 5,976
PART-TIME: 65%
COMPUTERS: 100%
FEMALE: 60% | MINORITY: 47% | INTERNATIONAL: 0.6%
TUITION (IN/OUT): \$750 / \$7,980 | FEES: \$5,650
ASSOCIATE • ONLINE • COOP • DL • DUAL • ESL • INTERN • PLA • CHILDCARE • **tuitionbreak**

NORTHPOINT BIBLE COLLEGE ①

Haverhill, MA | northpoint.edu
admissions@northpoint.edu
978.478.3442 | 800.356.4014
APPLY BY: Rolling
TUITION: \$11,010 | FEES: \$1,044
ROOM & BOARD: \$4,435
ASSOCIATE • BACHELOR'S • M • DL • INTERN • WKND

OLIN COLLEGE OF ENGINEERING ①

Needham, MA | olin.edu
info@olin.edu
781.292.2222
APPLY BY: 1/1
FRESHMAN ACCEPTANCE RATE: 10%
1,296 applied, 132 accepted, 79 enrolled
TRANSFER ACCEPTANCE RATE: 67% (9 applicants)
STUDENT/FACULTY RATIO: 7:1
ENROLLMENT: 378
PART-TIME: 10%
FEMALE: 49% | MINORITY: 25% | INTERNATIONAL: 12%
TUITION: \$48,600 | FEES: \$680
ROOM & BOARD: \$16,300
BACHELOR'S

PINE MANOR COLLEGE ①

Chestnut Hill, MA | pmc.edu
admission@pmc.edu
617.731.7011 | 800.762.1357
APPLY BY: Rolling
STUDENT/FACULTY RATIO: 15:1
ENROLLMENT: 461 undergraduate, 29 graduate
PART-TIME: 2%
FEMALE: 53% | MINORITY: 43% | INTERNATIONAL: 37%
TUITION: \$29,860 | FEES: \$1,000
ROOM & BOARD: \$13,430
ASSOCIATE • BACHELOR'S • M • PLA

QUINCY COLLEGE ②

Quincy, MA | quincycollege.edu
admissions@quincycollege.edu
617.984.1710 | 800.698.1700
APPLY BY: Rolling
STUDENT/FACULTY RATIO: 18:1
ENROLLMENT: 5,009
PART-TIME: 60%
COMPUTERS: 100%
FEMALE: 67% | MINORITY: 40% | INTERNATIONAL: 6%
TUITION: \$6,870 | FEES: \$200
One tuition rate; a city-operated college
ASSOCIATE • ACCEL • DL • DUAL • ESL • EXT DEG • INTERN • WKND • PLA

QUINSIGAMOND COMMUNITY COLLEGE ②

Worcester, MA | qcc.mass.edu
admissions@qcc.mass.edu
508.854.4260
APPLY BY: Rolling
FRESHMAN ACCEPTANCE RATE: 60%
3,989 applied, 2,375 accepted, 1,577 enrolled
TRANSFER ACCEPTANCE RATE: 46% (1,466 applicants)
STUDENT/FACULTY RATIO: 16:1
ENROLLMENT: 7,699
PART-TIME: 62%
COMPUTERS: 100%
FEMALE: 57% | MINORITY: 37% | INTERNATIONAL: 0.5%
TUITION (IN/OUT): \$720 / \$6,900 | FEES: \$6,000
ASSOCIATE • ONLINE • ACCEL • COOP • DL • DUAL • ESL • PLA • CHILDCARE • **tuitionbreak**

REGIS COLLEGE ①

Weston, MA | regiscollege.edu
admission@regiscollege.edu
781.768.7000
TUITION: \$39,820
ROOM & BOARD: \$14,740
ASSOCIATE • BACHELOR'S • M • D • ONLINE • INTERN

ROXBURY COMMUNITY COLLEGE ②

Boston, MA | rcc.mass.edu
enrollment.management@rcc.mass.edu
617.427.0060
APPLY BY: Rolling
TUITION (IN/OUT): \$780 / \$7,410 | FEES: \$4,700
ASSOCIATE • DL • PLA • **tuitionbreak**

SALEM STATE UNIVERSITY ②

Salem, MA | salemstate.edu
admissions@salemstate.edu
978.542.6200
APPLY BY: Rolling
FRESHMAN ACCEPTANCE RATE: 74%
6,139 applied, 4,517 accepted, 1,145 enrolled
TRANSFER ACCEPTANCE RATE: 82% (1,543 applicants)
STUDENT/FACULTY RATIO: 15:1
ENROLLMENT: 7,346 undergraduate,
1,655 graduate
PART-TIME: 20% undergraduate, 70% graduate
COMPUTERS: 69%
FEMALE: 64% | MINORITY: 27% | INTERNATIONAL: 3%
TUITION (IN/OUT): \$910 / \$7,050 | FEES: \$9,668
ROOM & BOARD: \$12,210
BACHELOR'S • M • ONLINE • ACCEL • DL • DUAL • ESL • INTERN • PLA • CHILDCARE • **tuitionbreak**

SCHOOL OF THE MUSEUM OF FINE ARTS AT TUFTS ①

Boston, MA | smfa.tufts.edu
617.627.0077
APPLY BY: Rolling
BACHELOR'S • M • INTERN
A school of Tufts University since July 2016.

SIMMONS COLLEGE ①

Boston, MA | simmons.edu
ugadm@simmons.edu
617.521.2051 | 800.345.8468
APPLY BY: 2/1 (Priority: 11/1) | EARLY ACTION: 12/1
FRESHMAN ACCEPTANCE RATE: 64%
3,362 applied, 2,139 accepted, 458 enrolled
FRESHMAN TOP 25% HIGH SCHOOL CLASS: 71%
TRANSFER ACCEPTANCE RATE: 36% (289 applicants)
STUDENT/FACULTY RATIO: 10:1
ENROLLMENT: 1,781 undergraduate,
4,330 graduate
PART-TIME: 10% undergraduate, 66% graduate
COMMUTERS: 40%
FEMALE: 91% | MINORITY: 22% | INTERNATIONAL: 1%
TUITION: \$37,500 | FEES: \$1,090
ROOM & BOARD: \$14,500
BACHELOR'S • M • D • ONLINE • ACCEL • DL •
INTERN • PLA

SMITH COLLEGE ①

Northampton, MA | smith.edu
admission@smith.edu
413.585.3023 | 800.383.3232
APPLY BY: 1/15 | EARLY DECISION: 11/15
FRESHMAN ACCEPTANCE RATE: 37%
5,254 applied, 1,956 accepted, 654 enrolled
FRESHMAN TOP 25% HIGH SCHOOL CLASS: 93%
TRANSFER ACCEPTANCE RATE: 28% (249 applicants)
STUDENT/FACULTY RATIO: 9:1
ENROLLMENT: 2,514 undergraduate, 382 graduate
PART-TIME: 0.4% undergraduate, 8% graduate
COMMUTERS: 47%
FEMALE: 98% | MINORITY: 33% | INTERNATIONAL: 14%
TUITION: \$49,760 | FEES: \$284
ROOM & BOARD: \$16,730
BACHELOR'S • M • D • ACCEL • DL • INTERN

SPRINGFIELD COLLEGE ①

Springfield, MA | springfield.edu
admissions@springfieldcollege.edu
413.748.3136 | 800.343.1257
APPLY BY: 4/1
FRESHMAN ACCEPTANCE RATE: 66%
3,616 applied, 2,383 accepted, 542 enrolled
FRESHMAN TOP 25% HIGH SCHOOL CLASS: 41%
TRANSFER ACCEPTANCE RATE: 54% (207 applicants)
STUDENT/FACULTY RATIO: 12:1
ENROLLMENT: 2,110 undergraduate,
1,044 graduate
PART-TIME: 0.9% undergraduate, 19% graduate
COMMUTERS: 15%
FEMALE: 57% | MINORITY: 18% | INTERNATIONAL: 3%
TUITION: \$36,020 | FEES: \$515
ROOM & BOARD: \$12,240
BACHELOR'S • M • D • ESL • INTERN • CHILDCARE

**SPRINGFIELD TECHNICAL
COMMUNITY COLLEGE** ②

Springfield, MA | stcc.edu
admissions@stcc.edu
413.755.3333
APPLY BY: Rolling
FRESHMAN ACCEPTANCE RATE: 82%
3,111 applied, 2,563 accepted, 37 enrolled
TRANSFER ACCEPTANCE RATE: 75% (875 applicants)
STUDENT/FACULTY RATIO: 17:1
ENROLLMENT: 5,622
PART-TIME: 58%
COMMUTERS: 100%
FEMALE: 57% | MINORITY: 51% | INTERNATIONAL: 0.8%
TUITION (IN/OUT): \$750 / \$7,260 | FEES: \$5,316
ASSOCIATE • DL • DUAL • ESL • INTERN • PLA •
CHILDCARE • tuitionbreak

STONEHILL COLLEGE ①

Easton, MA | stonehill.edu
admission@stonehill.edu
508.565.1373
APPLY BY: 1/15 | EARLY ACTION: 11/1 | EARLY DECISION: 12/1
FRESHMAN ACCEPTANCE RATE: 73%
6,362 applied, 4,639 accepted, 734 enrolled
FRESHMAN TOP 25% HIGH SCHOOL CLASS: 58%
TRANSFER ACCEPTANCE RATE: 65% (142 applicants)
STUDENT/FACULTY RATIO: 12:1
ENROLLMENT: 2,481
PART-TIME: 1%
COMMUTERS: 10%

FEMALE: 60% | MINORITY: 14% | INTERNATIONAL: 0.9%
TUITION: \$41,300
ROOM & BOARD: \$15,760
BACHELOR'S • INTERN

SUFFOLK UNIVERSITY ①

Boston, MA | suffolk.edu
admission@suffolk.edu
617.573.8460 | 800.678.3365
APPLY BY: 2/15 | EARLY ACTION: 11/15
FRESHMAN ACCEPTANCE RATE: 84%
8,624 applied, 7,271 accepted, 1,205 enrolled
FRESHMAN TOP 25% HIGH SCHOOL CLASS: 46%
TRANSFER ACCEPTANCE RATE: 87% (161 applicants)
STUDENT/FACULTY RATIO: 13:1
ENROLLMENT: 5,290 undergraduate,
2,270 graduate
PART-TIME: 5% undergraduate, 49% graduate
COMMUTERS: 75%
FEMALE: 56% | MINORITY: 26% | INTERNATIONAL: 19%
TUITION: \$37,128 | FEES: \$142
ROOM & BOARD: \$16,576
ASSOCIATE • BACHELOR'S • M • D • ONLINE • ACCEL •
COOP • DL • ESL • INTERN • WKND • PLA

TUFTS UNIVERSITY ①

Medford, MA | tufts.edu
undergraduate.admissions@tufts.edu
617.627.3170
APPLY BY: 1/1 | EARLY DECISION: 11/1
FRESHMAN ACCEPTANCE RATE: 14%
20,223 applied, 2,889 accepted, 1,336 enrolled
TRANSFER ACCEPTANCE RATE: 6% (1,009 applicants)
STUDENT/FACULTY RATIO: 8:1
ENROLLMENT: 5,508 undergraduate,
5,981 graduate
PART-TIME: 1% undergraduate, 15% graduate
COMMUTERS: 38%
FEMALE: 55% | MINORITY: 27% | INTERNATIONAL: 13%
TUITION: \$53,152 | FEES: \$1,166
ROOM & BOARD: \$14,054
BACHELOR'S • M • D • DL • DUAL • INTERN

**UNIVERSITY OF MASSACHUSETTS
AMHERST** ②

Amherst, MA | umass.edu
mail@admissions.umass.edu
413.545.0222
APPLY BY: Rolling | EARLY ACTION: 11/1
FRESHMAN ACCEPTANCE RATE: 60%
40,703 applied, 24,275 accepted,
4,643 enrolled
FRESHMAN TOP 25% HIGH SCHOOL CLASS: 74%
TRANSFER ACCEPTANCE RATE: 61% (3,343 applicants)
STUDENT/FACULTY RATIO: 18:1
ENROLLMENT: 23,373 undergraduate,
6,664 graduate
PART-TIME: 8% undergraduate, 66% graduate
COMMUTERS: 40%
FEMALE: 49% | MINORITY: 21% | INTERNATIONAL: 10%
TUITION (IN/OUT): \$15,030 / \$33,096 | FEES: \$382
ROOM & BOARD: \$12,258
ASSOCIATE • BACHELOR'S • M • D • ONLINE • ACCEL •
COOP • DL • DUAL • ESL • INTERN • PLA • CHILDCARE •
tuitionbreak

**UNIVERSITY OF MASSACHUSETTS
BOSTON** ②

Boston, MA | umb.edu
undergrad.admissions@umb.edu
617.287.6100
APPLY BY: 3/1 (Priority: 11/1) | EARLY ACTION: 11/1
FRESHMAN ACCEPTANCE RATE: 69%
9,886 applied, 6,774 accepted, 1,651 enrolled
FRESHMAN TOP 25% HIGH SCHOOL CLASS: 42%
TRANSFER ACCEPTANCE RATE: 83% (3,034 applicants)
STUDENT/FACULTY RATIO: 16:1
ENROLLMENT: 12,847 undergraduate,
4,000 graduate
PART-TIME: 28% undergraduate, 64% graduate
FEMALE: 57% | MINORITY: 40% | INTERNATIONAL: 13%
TUITION (IN/OUT): \$13,503 / \$32,660 | FEES: \$326
BACHELOR'S • M • D • ONLINE • COOP • DL • DUAL • ESL •
INTERN • PLA • CHILDCARE • tuitionbreak

**UNIVERSITY OF MASSACHUSETTS
DARTMOUTH** ②

North Dartmouth, MA | umassd.edu
admissions@umassd.edu
508.999.8605
APPLY BY: Rolling | EARLY ACTION: 11/18
FRESHMAN ACCEPTANCE RATE: 76%
8,211 applied, 6,242 accepted, 1,367 enrolled
TRANSFER ACCEPTANCE RATE: 86% (1,171 applicants)
STUDENT/FACULTY RATIO: 16:1
ENROLLMENT: 6,999 undergraduate,
1,648 graduate
PART-TIME: 14% undergraduate, 55% graduate
COMMUTERS: 45%
FEMALE: 50% | MINORITY: 28% | INTERNATIONAL: 7%
TUITION (IN/OUT): \$13,166 / \$27,880 | FEES: \$406
ROOM & BOARD: \$12,936
BACHELOR'S • M • D • ONLINE • ACCEL • COOP • DL •
DUAL • ESL • INTERN • PLA • tuitionbreak

**UNIVERSITY OF MASSACHUSETTS
LOWELL** ②

Lowell, MA | uml.edu
admissions@uml.edu
978.934.3931 | 800.410.4607
APPLY BY: 2/1 (Priority: 11/1) | EARLY ACTION: 11/1
FRESHMAN ACCEPTANCE RATE: 60%
11,231 applied, 6,771 accepted, 1,685 enrolled
FRESHMAN TOP 25% HIGH SCHOOL CLASS: 56%
TRANSFER ACCEPTANCE RATE: 92% (1,956 applicants)
STUDENT/FACULTY RATIO: 17:1
ENROLLMENT: 13,638 undergraduate,
4,215 graduate
PART-TIME: 27% undergraduate, 69% graduate
COMMUTERS: 63%
FEMALE: 40% | MINORITY: 26% | INTERNATIONAL: 8%
TUITION (IN/OUT): \$14,350 / \$31,415 | FEES: \$450
ROOM & BOARD: \$12,496
ASSOCIATE • BACHELOR'S • M • D • ONLINE • ACCEL •
COOP • DL • INTERN • PLA • tuitionbreak

**UNIVERSITY OF MASSACHUSETTS
MEDICAL SCHOOL** ②

Worcester, MA | umassmed.edu
admissions@umassmed.edu
508.856.2323
APPLY BY: 12/1 | EARLY DECISION: 8/1
GRADUATE ACCEPTANCE RATE: 13%
4,275 applied, 556 accepted, 231 enrolled
ENROLLMENT: 1,108
PART-TIME: 7%
FEMALE: 59% | MINORITY: 24% | INTERNATIONAL: 12%
SCHOOL OF MEDICINE (NEW STUDENTS ONLY) TUITION (IN/
OUT): \$34,600 / \$59,400 | FEES: \$2,078
SCHOOL OF BIOMEDICAL SCIENCE TUITION & FEES (IN/OUT):
\$14,883 / \$31,486
SCHOOL OF NURSING TUITION & FEES (IN/OUT):
\$14,778 / \$19,728
SCHOOL OF NURSING GRADUATE ENTRY (W/O BACHELOR'S IN
NURSING) TUITION & FEES (IN/OUT): \$43,278 / \$55,278
M • D • ESL • PLA • CHILDCARE • tuitionbreak

**UNIVERSITY OF MASSACHUSETTS
SCHOOL OF LAW** ②

North Dartmouth, MA | umassd.edu/law
lawadmissions@umassd.edu
508.985.1110
TUITION (IN/OUT): \$26,610 / \$35,008 | FEES: \$680
D • tuitionbreak

URBAN COLLEGE OF BOSTON ①

Boston, MA | urbancollege.edu
enrollment@urbancollege.edu
617.449.7070
APPLY BY: Rolling
FRESHMAN ACCEPTANCE RATE: 100%
172 applied, 172 accepted, 172 enrolled
TRANSFER ACCEPTANCE RATE: 100% (30 applicants)
STUDENT/FACULTY RATIO: 13:1
ENROLLMENT: 860
PART-TIME: 95%
COMMUTERS: 100%
FEMALE: 95% | MINORITY: 93%
TUITION: \$3,552 | FEES: \$25
ASSOCIATE • ACCEL • DUAL • INTERN • PLA

WELLESLEY COLLEGE ①

Wellesley, MA | wellesley.edu
admission@wellesley.edu
781.283.2270
APPLY BY: Rolling
FRESHMAN ACCEPTANCE RATE: 29%
4,854 applied, 1,388 accepted, 590 enrolled
FRESHMAN TOP 25% HIGH SCHOOL CLASS: 97%
TRANSFER ACCEPTANCE RATE: 4% (257 applicants)
STUDENT/FACULTY RATIO: 7:1
ENROLLMENT: 2,347
PART-TIME: 6%
COMMUTERS: 2%
FEMALE: 98% | MINORITY: 46% | INTERNATIONAL: 12%
TUITION: \$50,840 | FEES: \$308
ROOM & BOARD: \$15,836
BACHELOR'S • INTERN

WENTWORTH INSTITUTE OF TECHNOLOGY ①

Boston, MA | wit.edu
admissions@wit.edu
617.989.4000 | 800.566.0610
APPLY BY: Rolling (Priority: 2/16)
FRESHMAN ACCEPTANCE RATE: 71%
7,556 applied, 5,333 accepted, 961 enrolled
TRANSFER ACCEPTANCE RATE: 60% (420 applicants)
STUDENT/FACULTY RATIO: 17:1
ENROLLMENT: 4,317 undergraduate, 209 graduate
PART-TIME: 9% undergraduate, 63% graduate
COMMUTERS: 52%
FEMALE: 21% | MINORITY: 21% | INTERNATIONAL: 8%
TUITION: \$32,954
ROOM & BOARD: \$13,844
ASSOCIATE • BACHELOR'S • M • ONLINE • COOP • DL •
DUAL • INTERN • PLA

WESTERN NEW ENGLAND UNIVERSITY ①

Springfield, MA | wne.edu
learn@wne.edu
413.782.1321 | 800.325.1122
APPLY BY: Rolling (Priority: 2/15)
FRESHMAN ACCEPTANCE RATE: 80%
6,399 applied, 5,094 accepted, 723 enrolled
FRESHMAN TOP 25% HIGH SCHOOL CLASS: 39%
TRANSFER ACCEPTANCE RATE: 70% (379 applicants)
STUDENT/FACULTY RATIO: 12:1
ENROLLMENT: 2,724 undergraduate,
1,109 graduate
PART-TIME: 5% undergraduate, 58% graduate
COMMUTERS: 38%
FEMALE: 44% | MINORITY: 18% | INTERNATIONAL: 4%
TUITION: \$33,338 | FEES: \$2,402
ROOM & BOARD: \$13,442
ASSOCIATE • BACHELOR'S • M • D • ONLINE • ACCEL • DL •
DUAL • INTERN • PLA

WESTFIELD STATE UNIVERSITY ②

Westfield, MA | westfield.ma.edu
admissions@westfield.ma.edu
413.572.5218
APPLY BY: 4/1 (Priority: 2/1)
FRESHMAN ACCEPTANCE RATE: 78%
4,740 applied, 3,695 accepted, 1,068 enrolled
FRESHMAN TOP 25% HIGH SCHOOL CLASS: 27%
TRANSFER ACCEPTANCE RATE: 89% (741 applicants)
STUDENT/FACULTY RATIO: 17:1
ENROLLMENT: 5,610 undergraduate, 773 graduate
PART-TIME: 11% undergraduate, 66% graduate
COMMUTERS: 46%
FEMALE: 55% | MINORITY: 20% | INTERNATIONAL: 0.6%
TUITION (IN/OUT): \$970 / \$7,050 | FEES: \$8,746
ROOM & BOARD: \$10,333
BACHELOR'S • M • ONLINE • DL • INTERN • PLA •
tuitionbreak

WHEATON COLLEGE ①

Norton, MA | wheatoncollege.edu
admission@wheatoncollege.edu
508.286.8251 | 800.394.6003
APPLY BY: 1/1 (Priority: 11/1) | EARLY ACTION: 11/1 |
EARLY DECISION: 11/1
FRESHMAN ACCEPTANCE RATE: 62%
4,478 applied, 2,779 accepted, 528 enrolled
FRESHMAN TOP 25% HIGH SCHOOL CLASS: 54%
TRANSFER ACCEPTANCE RATE: 35% (88 applicants)
STUDENT/FACULTY RATIO: 10:1
ENROLLMENT: 1,651
PART-TIME: 1%

COMPUTERS: 3%
FEMALE: 62% | **MINORITY:** 22% | **INTERNATIONAL:** 12%
TUITION: \$50,520 | **FEES:** \$330
ROOM & BOARD: \$12,968
BACHELOR'S • ACCEL • DUAL • INTERN

WHEELLOCK COLLEGE ①

Boston, MA | wheelock.edu
 admissions@wheelock.edu
 617.879.2206 | 800.734.5212
APPLY BY: Rolling (Priority: 2/15) | **EARLY ACTION:** 12/1
FRESHMAN ACCEPTANCE RATE: 84%
 1,305 applied, 1,100 accepted, 161 enrolled
TRANSFER ACCEPTANCE RATE: 92% (124 applicants)
STUDENT/FACULTY RATIO: 9:1
ENROLLMENT: 726 undergraduate, 327 graduate
PART-TIME: 2% undergraduate, 57% graduate
COMPUTERS: 40%
FEMALE: 85% | **MINORITY:** 30% | **INTERNATIONAL:** 2%
TUITION: \$34,950 | **FEES:** \$1,250
ROOM & BOARD: \$14,975
ASSOCIATE • BACHELOR'S • M • D • ONLINE • DL • INTERN • PLA

WILLIAM JAMES COLLEGE ①

Newton, MA | williamjames.edu
 admissions@williamjames.edu
 617.327.6777
TUITION: Varies by program
M • D • ONLINE • DL • INTERN

WILLIAMS COLLEGE ①

Williamstown, MA | williams.edu
 admission@williams.edu
 413.597.2211
APPLY BY: 1/1 | **EARLY DECISION:** 11/15
FRESHMAN ACCEPTANCE RATE: 18%
 6,985 applied, 1,230 accepted, 553 enrolled
TRANSFER ACCEPTANCE RATE: 5% (226 applicants)
STUDENT/FACULTY RATIO: 7:1
ENROLLMENT: 2,042 undergraduate, 57 graduate
COMPUTERS: 7%
FEMALE: 49% | **MINORITY:** 39% | **INTERNATIONAL:** 8%
TUITION: \$53,240 | **FEES:** \$310
ROOM & BOARD: \$14,150
BACHELOR'S • M • D • INTERN • CHILDCARE

WOODS HOLE OCEANOGRAPHIC INSTITUTION ①

Woods Hole, MA | whoi.edu
 education@whoi.edu
 508.289.2200
M • D

WORCESTER POLYTECHNIC INSTITUTE ①

Worcester, MA | wpi.edu
 admissions@wpi.edu
 508.831.5286
APPLY BY: 2/1 | **EARLY ACTION:** 11/1
FRESHMAN ACCEPTANCE RATE: 48%
 10,468 applied, 5,071 accepted, 1,120 enrolled
FRESHMAN TOP 25% HIGH SCHOOL CLASS: 92%
TRANSFER ACCEPTANCE RATE: 28% (263 applicants)
STUDENT/FACULTY RATIO: 13:1
ENROLLMENT: 4,432 undergraduate, 2,210 graduate
PART-TIME: 4% undergraduate, 61% graduate
COMPUTERS: 43%
FEMALE: 33% | **MINORITY:** 17% | **INTERNATIONAL:** 21%
TUITION: \$47,988 | **FEES:** \$640
ROOM & BOARD: \$14,218
BACHELOR'S • M • D • ACCEL • COOP • DL • ESL • INTERN

WORCESTER STATE UNIVERSITY ②

Worcester, MA | worcester.edu
 admissions@worcester.edu
 508.929.8040
APPLY BY: 5/1 (Priority: 3/1) | **EARLY ACTION:** 11/15
FRESHMAN ACCEPTANCE RATE: 71%
 3,876 applied, 2,735 accepted, 791 enrolled
TRANSFER ACCEPTANCE RATE: 85% (990 applicants)
STUDENT/FACULTY RATIO: 18:1
ENROLLMENT: 5,381 undergraduate, 1,090 graduate
PART-TIME: 25% undergraduate, 84% graduate
COMPUTERS: 70%
FEMALE: 63% | **MINORITY:** 23% | **INTERNATIONAL:** 1%
TUITION (IN/OUT): \$971 / \$7,050 | **FEES:** \$8,562

ROOM & BOARD: \$12,006
BACHELOR'S • M • ACCEL • DL • DUAL • ESL • INTERN • PLA • tuitionbreak

NEW HAMPSHIRE

ANTIOCH UNIVERSITY NEW ENGLAND ①

Keene, NH | antiochne.edu
 admissions.ane@antioch.edu
 800.553.8920
APPLY BY: Rolling
TUITION: Varies by program
M • D • ONLINE • DL

COLBY-SAWYER COLLEGE ①

New London, NH | colby-sawyer.edu
 admissions@colby-sawyer.edu
 603.526.3700 | 800.272.1015
APPLY BY: Rolling
TUITION: \$40,386 | **FEES:** \$800
ROOM & BOARD: \$13,650
ASSOCIATE • BACHELOR'S • M

DARTMOUTH COLLEGE ①

Hanover, NH | dartmouth.edu
 admissions.office@dartmouth.edu
 603.646.2875
APPLY BY: 1/1 | **EARLY DECISION:** 11/1
FRESHMAN ACCEPTANCE RATE: 11%
 20,675 applied, 2,190 accepted, 1,121 enrolled
FRESHMAN TOP 25% HIGH SCHOOL CLASS: 99%
TRANSFER ACCEPTANCE RATE: 5% (685 applicants)
STUDENT/FACULTY RATIO: 7:1
ENROLLMENT: 4,310 undergraduate, 2,099 graduate
PART-TIME: 0.9% undergraduate, 3% graduate
COMPUTERS: 13%
FEMALE: 49% | **MINORITY:** 33% | **INTERNATIONAL:** 15%
TUITION: \$51,468 | **FEES:** \$1,482
ROOM & BOARD: \$15,159
BACHELOR'S • M • D • EXT DEG • INTERN

FRANKLIN PIERCE UNIVERSITY ①

Rindge, NH | franklinpierce.edu
 admissions@franklinpierce.edu
 603.899.4050 | 800.437.0048
APPLY BY: Rolling
FRESHMAN ACCEPTANCE RATE: 81%
 6,506 applied, 5,295 accepted, 635 enrolled
FRESHMAN TOP 25% HIGH SCHOOL CLASS: 44%
TRANSFER ACCEPTANCE RATE: 49% (166 applicants)
STUDENT/FACULTY RATIO: 14:1
ENROLLMENT: 1,687 undergraduate, 529 graduate
PART-TIME: 23% undergraduate, 35% graduate
COMPUTERS: 8%
FEMALE: 60% | **MINORITY:** 16% | **INTERNATIONAL:** 3%
TUITION: \$32,445 | **FEES:** \$2,550
ROOM & BOARD: \$13,082
ASSOCIATE • BACHELOR'S • M • D • ONLINE • ACCEL • DL • INTERN • PLA

GRANITE STATE COLLEGE ②

Concord, NH | granite.edu
 gsc.admissions@granite.edu
 603.228.3000 | 888.228.3000
APPLY BY: Rolling
FRESHMAN ACCEPTANCE RATE: 100%
 361 applied, 361 accepted, 48 enrolled
TRANSFER ACCEPTANCE RATE: 100% (873 applicants)
STUDENT/FACULTY RATIO: 13:1
ENROLLMENT: 1,854 undergraduate, 287 graduate
PART-TIME: 50% undergraduate, 74% graduate
COMPUTERS: 100%
FEMALE: 74% | **MINORITY:** 9%
TUITION (IN/OUT): \$7,368 / \$8,280 | **FEES:** \$225
ASSOCIATE • BACHELOR'S • M • ONLINE • ACCEL • COOP • DL • INTERN • PLA

GREAT BAY COMMUNITY COLLEGE ②

Portsmouth, NH | greatbay.edu
 askgreatbay@ccsnh.edu
 603.427.7610
APPLY BY: Rolling
TUITION (IN/OUT): \$5,040 / \$11,472 | **FEES:** \$528
ASSOCIATE • DL • PLA • tuitionbreak

KEENE STATE COLLEGE ②

Keene, NH | keene.edu
 kscadmissions@keene.edu
 603.358.2276 | 800.572.1909
APPLY BY: 4/1
FRESHMAN ACCEPTANCE RATE: 83%
 5,466 applied, 4,511 accepted, 1,049 enrolled
FRESHMAN TOP 25% HIGH SCHOOL CLASS: 28%
TRANSFER ACCEPTANCE RATE: 71% (386 applicants)
STUDENT/FACULTY RATIO: 15:1
ENROLLMENT: 4,165 undergraduate, 117 graduate
PART-TIME: 4% undergraduate, 62% graduate
COMPUTERS: 47%
FEMALE: 55% | **MINORITY:** 8% | **INTERNATIONAL:** 0.1%
TUITION (IN/OUT): \$11,188 / \$19,934 | **FEES:** \$2,680
ROOM & BOARD: \$10,736
BACHELOR'S • M • ACCEL • COOP • DL • INTERN • PLA • tuitionbreak

LAKE REGION COMMUNITY COLLEGE ②

Laconia, NH | lrcc.edu
 lrccinfo@ccsnh.edu
 603.524.3207 | 800.357.2992
APPLY BY: Rolling
TUITION (IN/OUT): \$5,040 / \$11,472 | **FEES:** \$144
ROOM: \$7,900
ASSOCIATE • COOP • DL • INTERN • PLA • tuitionbreak

MANCHESTER COMMUNITY COLLEGE ②

Manchester, NH | mccnh.edu
 mccaadmissions@ccsnh.edu
 603.206.8100
APPLY BY: Rolling
COMPUTERS: 100%
TUITION (IN/OUT): \$5,040 / \$11,472 | **FEES:** \$384
ASSOCIATE • ONLINE • DL • DUAL • INTERN • PLA • CHILDCARE • tuitionbreak

NASHUA COMMUNITY COLLEGE ②

Nashua, NH | nashuacc.edu
 nashua@ccsnh.edu
 603.578.8908
APPLY BY: Rolling
TRANSFER ACCEPTANCE RATE: 47% (336 applicants)
STUDENT/FACULTY RATIO: 11:1
ENROLLMENT: 1,996
PART-TIME: 66%
COMPUTERS: 100%
FEMALE: 50% | **MINORITY:** 19% | **INTERNATIONAL:** 0.3%
TUITION (IN/OUT): \$6,300 / \$14,340 | **FEES:** \$570
ASSOCIATE • DL • DUAL • ESL • INTERN • PLA • tuitionbreak

NEW ENGLAND COLLEGE ①

Henniker, NH | nec.edu
 admission@nec.edu
 603.428.2223 | 800.521.7642
APPLY BY: Rolling (Priority: 5/1)
FRESHMAN ACCEPTANCE RATE: 99%
 4,204 applied, 4,163 accepted, 286 enrolled
FRESHMAN TOP 25% HIGH SCHOOL CLASS: 11%
TRANSFER ACCEPTANCE RATE: 96% (423 applicants)
STUDENT/FACULTY RATIO: 16:1
ENROLLMENT: 1,756 undergraduate, 849 graduate
PART-TIME: 1% undergraduate, 2% graduate
COMPUTERS: 64%
FEMALE: 54% | **MINORITY:** 28% | **INTERNATIONAL:** 6%
TUITION: \$35,858 | **FEES:** \$1,096
ROOM & BOARD: \$13,874
ASSOCIATE • BACHELOR'S • M • D • ONLINE • ACCEL • DL • DUAL • ESL • INTERN • PLA

NEW HAMPSHIRE INSTITUTE OF ART ①

Manchester, NH | nhia.edu
 admissions@nhia.edu
 844.205.NHIA
APPLY BY: Rolling
TUITION: \$24,490 | **FEES:** \$2,190
ROOM & BOARD: \$11,160
BACHELOR'S • M • INTERN • PLA

NHTI, CONCORD'S COMMUNITY COLLEGE ②

Concord, NH | nhti.edu
 nhtiadm@ccsnh.edu
 603.230.4011 | 800.247.0179
APPLY BY: Rolling
FRESHMAN ACCEPTANCE RATE: 84%

1,922 applied, 1,614 accepted, 962 enrolled
TRANSFER ACCEPTANCE RATE: 62% (860 applicants)
STUDENT/FACULTY RATIO: 14:1
ENROLLMENT: 4,141
PART-TIME: 56%
COMPUTERS: 91%
FEMALE: 56% | **MINORITY:** 10% | **INTERNATIONAL:** 0.2%
TUITION (IN/OUT): \$6,300 / \$14,340 | **FEES:** \$660
ROOM & BOARD: \$9,460
ASSOCIATE • ONLINE • DL • DUAL • ESL • INTERN • PLA • CHILDCARE • tuitionbreak

NORTHEAST CATHOLIC COLLEGE ①

Warner, NH | northeastcatholic.edu
 admissions@northeastcatholic.edu
 603.456.2656 | 877.498.1723
APPLY BY: Rolling
TUITION: \$23,400 | **FEES:** \$600
ROOM & BOARD: \$8,000
ASSOCIATE • BACHELOR'S

PLYMOUTH STATE UNIVERSITY ②

Plymouth, NH | plymouth.edu
 admissions@plymouth.edu
 603.535.2234 | 800.842.6900
APPLY BY: 4/1
FRESHMAN ACCEPTANCE RATE: 79%
 6,864 applied, 5,407 accepted, 1,144 enrolled
FRESHMAN TOP 25% HIGH SCHOOL CLASS: 20%
TRANSFER ACCEPTANCE RATE: 58% (660 applicants)
STUDENT/FACULTY RATIO: 17:1
ENROLLMENT: 4,125 undergraduate, 925 graduate
PART-TIME: 5% undergraduate, 69% graduate
COMPUTERS: 44%
FEMALE: 53% | **MINORITY:** 8% | **INTERNATIONAL:** 2%
TUITION (IN/OUT): \$11,300 / \$19,760 | **FEES:** \$2,470
ROOM & BOARD: \$9,970
BACHELOR'S • M • D • ONLINE • DL • INTERN • PLA • CHILDCARE • tuitionbreak

RIVER VALLEY COMMUNITY COLLEGE ②

Claremont, NH | rivervalley.edu
 rivervalley@ccsnh.edu
 603.542.7744 | 800.837.0658
APPLY BY: Rolling
TUITION (IN/OUT): \$5,040 / \$11,472 | **FEES:** \$120
ASSOCIATE • ONLINE • DL • DUAL • PLA • tuitionbreak

RIVIER UNIVERSITY ①

Nashua, NH | rivier.edu
 admissions@rivier.edu
 603.897.8507 | 800.447.4843
APPLY BY: Rolling
TUITION: \$29,990 | **FEES:** \$800
ROOM & BOARD: \$10,958
ASSOCIATE • BACHELOR'S • M • D • ONLINE • DL • DUAL • INTERN • PLA

SAINT ANSELM COLLEGE ①

Manchester, NH | anselm.edu
 admission@anselm.edu
 603.641.7500 | 888.426.7356
APPLY BY: 2/1 | **EARLY ACTION:** 11/15 | **EARLY DECISION:** 12/1
FRESHMAN ACCEPTANCE RATE: 76%
 3,826 applied, 2,904 accepted, 520 enrolled
FRESHMAN TOP 25% HIGH SCHOOL CLASS: 57%
TRANSFER ACCEPTANCE RATE: 36% (102 applicants)
STUDENT/FACULTY RATIO: 11:1
ENROLLMENT: 1,930
PART-TIME: 3%
COMPUTERS: 10%
FEMALE: 61% | **MINORITY:** 8% | **INTERNATIONAL:** 0.5%
TUITION: \$38,960 | **FEES:** \$1,030
ROOM & BOARD: \$14,146
BACHELOR'S • INTERN • PLA

SOUTHERN NEW HAMPSHIRE UNIVERSITY ①

Manchester, NH | snhu.edu
 admissions@snhu.edu
 603.645.9611 | 800.642.4968
APPLY BY: Rolling
FRESHMAN ACCEPTANCE RATE: 93%
 4,207 applied, 3,907 accepted, 768 enrolled
FRESHMAN TOP 25% HIGH SCHOOL CLASS: 23%
TRANSFER ACCEPTANCE RATE: 90% (605 applicants)
STUDENT/FACULTY RATIO: 13:1
ENROLLMENT: 3,020 undergraduate,

1,099 graduate
PART-TIME: 3% undergraduate, 32% graduate
COMMUTERS: 38%
FEMALE: 52% | **MINORITY:** 11% | **INTERNATIONAL:** 7%
TUITION: \$30,756 | **FEES:** \$380
ROOM & BOARD: \$12,062
ASSOCIATE • BACHELOR'S • M • D • ONLINE • ACCEL • DL • DUAL • ESL • INTERN • PLA

ST. JOSEPH SCHOOL OF NURSING

Nashua, NH | sjson.edu
 lnadeau@sjshnh.org
 603.594.2567 | 800.370.3169
APPLY BY: 6/30
ENROLLMENT: 123
PART-TIME: 64%
COMMUTERS: 100%
FEMALE: 86% | **MINORITY:** 25%
TUITION: \$9,540 | **FEES:** \$1,175
ASSOCIATE

THOMAS MORE COLLEGE OF LIBERAL ARTS

Merrimack, NH | thomasmorecollege.edu
 mschwerdt@thomasmorecollege.edu
 603.880.8308 | 800.880.8308
APPLY BY: Rolling
TUITION: \$21,000
ROOM & BOARD: \$9,700
BACHELOR'S

UNIVERSITY OF NEW HAMPSHIRE

Durham, NH | unh.edu
 admissions@unh.edu
 603.862.1360
APPLY BY: 2/1 | **EARLY ACTION:** 11/15
FRESHMAN ACCEPTANCE RATE: 76%
 20,203 applied, 15,326 accepted,
 2,881 enrolled
FRESHMAN TOP 25% HIGH SCHOOL CLASS: 50%
TRANSFER ACCEPTANCE RATE: 65% (1,453 applicants)
STUDENT/FACULTY RATIO: 18:1
ENROLLMENT: 12,871 undergraduate,
 2,365 graduate
PART-TIME: 3% undergraduate, 49% graduate
COMMUTERS: 45%
FEMALE: 55% | **MINORITY:** 9% | **INTERNATIONAL:** 4%
TUITION (IN/OUT): \$14,770 / \$29,340 | **FEES:** \$3,297
ROOM & BOARD: \$11,266
ASSOCIATE • BACHELOR'S • M • D • ONLINE • ACCEL • DL • DUAL • ESL • INTERN • PLA • tuitionbreak
 UNH has two campuses—the main, residential campus in Durham, and a smaller, non-residential campus in Manchester.

UNIVERSITY OF NEW HAMPSHIRE AT MANCHESTER

Manchester, NH | manchester.unh.edu
 manchester.unh.edu/apply
 603.641.4150
TUITION (IN/OUT): \$14,420 / \$28,990 | **FEES:** \$430
ROOM & BOARD: \$10,800
 Campus housing available through agreement with the New Hampshire Institute of Art.
ASSOCIATE • BACHELOR'S • M • D • ONLINE • ACCEL • DL • DUAL • ESL • INTERN • PLA • tuitionbreak
 UNH has two campuses—the main, residential campus in Durham and a smaller, non-residential campus in Manchester.

UNIVERSITY OF NEW HAMPSHIRE SCHOOL OF LAW

Concord, NH | law.unh.edu
 admissions@law.unh.edu
 603.513.5300
APPLY BY: Rolling (Priority: 3/15)
GRADUATE ACCEPTANCE RATE: 53%
 604 applied, 322 accepted, 99 enrolled
ENROLLMENT: 254
PART-TIME: 9%
FEMALE: 43% | **MINORITY:** 11% | **INTERNATIONAL:** 13%
TUITION (IN/OUT): \$37,100 / \$41,100 | **FEES:** \$301
M • D • ONLINE • DL

WHITE MOUNTAINS COMMUNITY COLLEGE

Berlin, NH | wmcc.edu
 wmcc@ccsnh.edu
 603.752.1113 Ext. 3000 | 800.445.4525
APPLY BY: Rolling
TUITION (IN/OUT): \$5,040 / \$11,472 | **FEES:** \$408
ASSOCIATE • DL • INTERN • PLA • CHILDCARE • tuitionbreak

RHODE ISLAND

BROWN UNIVERSITY

Providence, RI | brown.edu
 admission@brown.edu
 401.863.2378
APPLY BY: 1/1 | **EARLY DECISION:** 11/1
FRESHMAN ACCEPTANCE RATE: 9%
 32,390 applied, 3,014 accepted, 1,681 enrolled
FRESHMAN TOP 25% HIGH SCHOOL CLASS: 99%
TRANSFER ACCEPTANCE RATE: 5% (1,832 applicants)
STUDENT/FACULTY RATIO: 7:1
ENROLLMENT: 6,926 undergraduate,
 2,855 graduate
PART-TIME: 5% undergraduate, 8% graduate
COMMUTERS: 24%
FEMALE: 52% | **MINORITY:** 34% | **INTERNATIONAL:** 18%
TUITION: \$52,231 | **FEES:** \$1,188
ROOM & BOARD: \$14,020
BACHELOR'S • M • D • INTERN

BRYANT UNIVERSITY

Smithfield, RI | bryant.edu
 admission@bryant.edu
 401.232.6100 | 800.622.7001
APPLY BY: 2/1 | **EARLY ACTION:** 11/15 | **EARLY DECISION:** 11/1
FRESHMAN ACCEPTANCE RATE: 67%
 7,314 applied, 4,924 accepted, 843 enrolled
FRESHMAN TOP 25% HIGH SCHOOL CLASS: 49%
TRANSFER ACCEPTANCE RATE: 65% (301 applicants)
STUDENT/FACULTY RATIO: 13:1
ENROLLMENT: 3,462 undergraduate, 236 graduate
PART-TIME: 2% undergraduate, 40% graduate
COMMUTERS: 20%
FEMALE: 40% | **MINORITY:** 16% | **INTERNATIONAL:** 7%
TUITION: \$41,700 | **FEES:** \$409
ROOM & BOARD: \$15,095
BACHELOR'S • M • D • DL • DUAL • ESL • INTERN • PLA

COMMUNITY COLLEGE OF RHODE ISLAND

Warwick, RI | ccri.edu
 webadmission@ccri.edu
 401.825.2003
APPLY BY: Rolling
FRESHMAN ACCEPTANCE RATE: 99%
 6,271 applied, 6,201 accepted, 3,121 enrolled
TRANSFER ACCEPTANCE RATE: 100% (864 applicants)
ENROLLMENT: 15,101
PART-TIME: 71%
COMMUTERS: 100%
FEMALE: 59% | **MINORITY:** 38%
TUITION (IN/OUT): \$4,148 / \$11,740 | **FEES:** \$416
ASSOCIATE • COOP • DL • DUAL • ESL • INTERN • WKND • PLA • tuitionbreak

JOHNSON & WALES UNIVERSITY

Providence, RI | jwu.edu
 pvf@admissions.jwu.edu
 401.598.1000 | 800.342.5598
APPLY BY: Rolling
FRESHMAN ACCEPTANCE RATE: 88%
 16,525 applied, 14,608 accepted,
 2,233 enrolled
TRANSFER ACCEPTANCE RATE: 86% (1,100 applicants)
STUDENT/FACULTY RATIO: 21:1
ENROLLMENT: 8,459 undergraduate, 865 graduate
PART-TIME: 7% undergraduate, 11% graduate
COMMUTERS: 54%
FEMALE: 60% | **MINORITY:** 31% | **INTERNATIONAL:** 12%
TUITION: \$31,158 | **FEES:** \$350
ROOM & BOARD: \$11,970
ASSOCIATE • BACHELOR'S • M • D • ONLINE • ACCEL • COOP • DL • DUAL • ESL • INTERN • PLA

NEW ENGLAND INSTITUTE OF TECHNOLOGY

East Greenwich, RI | neit.edu
 neitadmissions@neit.edu
 401.467.7744 | 800.736.7744
APPLY BY: Rolling
STUDENT/FACULTY RATIO: 13:1
ENROLLMENT: 2,853 undergraduate, 109 graduate
PART-TIME: 17% undergraduate, 44% graduate
FEMALE: 34% | **MINORITY:** 22% | **INTERNATIONAL:** 4%
TUITION: \$27,000 | **FEES:** \$1,740
ROOM & BOARD: \$11,640
ASSOCIATE • BACHELOR'S • M • D • ONLINE • ACCEL • COOP • DL • DUAL • INTERN • PLA

PROVIDENCE COLLEGE

Providence, RI | providence.edu
 pcadmiss@providence.edu
 401.865.2535 | 800.721.6444
APPLY BY: 1/15 | **EARLY ACTION:** 11/1 | **EARLY DECISION:** 11/15
FRESHMAN ACCEPTANCE RATE: 55%
 10,820 applied, 5,954 accepted, 1,058 enrolled
FRESHMAN TOP 25% HIGH SCHOOL CLASS: 69%
TRANSFER ACCEPTANCE RATE: 54% (274 applicants)
STUDENT/FACULTY RATIO: 12:1
ENROLLMENT: 4,270 undergraduate, 534 graduate
PART-TIME: 6% undergraduate, 60% graduate
COMMUTERS: 26%
FEMALE: 56% | **MINORITY:** 15% | **INTERNATIONAL:** 2%
TUITION: \$47,870 | **FEES:** \$894
ROOM & BOARD: \$14,240
ASSOCIATE • BACHELOR'S • M • D • DL • DUAL • INTERN • PLA

RHODE ISLAND COLLEGE

Providence, RI | ric.edu
 admissions@ric.edu
 401.456.8234 | 800.669.5760
APPLY BY: 3/15
FRESHMAN ACCEPTANCE RATE: 75%
 5,148 applied, 3,845 accepted, 1,170 enrolled
FRESHMAN TOP 25% HIGH SCHOOL CLASS: 36%
TRANSFER ACCEPTANCE RATE: 77% (1,246 applicants)
STUDENT/FACULTY RATIO: 14:1
ENROLLMENT: 7,398 undergraduate,
 1,048 graduate
PART-TIME: 24% undergraduate, 83% graduate
COMMUTERS: 14%
FEMALE: 70% | **MINORITY:** 30% | **INTERNATIONAL:** 0.2%
TUITION (IN/OUT): \$7,637 / \$20,150 | **FEES:** \$1,139
ROOM & BOARD: \$10,794
BACHELOR'S • M • D • DL • DUAL • ESL • INTERN • PLA • tuitionbreak

RHODE ISLAND SCHOOL OF DESIGN

Providence, RI | risd.edu
 admissions@risd.edu
 401.454.6300 | 800.364.7473
APPLY BY: 2/2 | **EARLY DECISION:** 11/1
FRESHMAN ACCEPTANCE RATE: 34%
 2,776 applied, 955 accepted, 456 enrolled
TRANSFER ACCEPTANCE RATE: 36% (341 applicants)
STUDENT/FACULTY RATIO: 10:1
ENROLLMENT: 1,999 undergraduate, 478 graduate
COMMUTERS: 40%
FEMALE: 69% | **MINORITY:** 31% | **INTERNATIONAL:** 33%
TUITION: \$48,210 | **FEES:** \$260
ROOM & BOARD: \$13,050
BACHELOR'S • M • D • INTERN • PLA

ROGER WILLIAMS UNIVERSITY

Bristol, RI | rwu.edu
 admit@rwu.edu
 401.254.3500 | 800.458.7144
APPLY BY: 2/1 | **EARLY ACTION:** 11/1
FRESHMAN ACCEPTANCE RATE: 79%
 9,829 applied, 7,790 accepted, 1,211 enrolled
TRANSFER ACCEPTANCE RATE: 47% (376 applicants)
STUDENT/FACULTY RATIO: 14:1
ENROLLMENT: 4,902 undergraduate, 291 graduate
PART-TIME: 16% undergraduate, 29% graduate
COMMUTERS: 25%
FEMALE: 54% | **MINORITY:** 12% | **INTERNATIONAL:** 3%
TUITION: \$29,976 | **FEES:** \$1,874
ROOM & BOARD: \$15,412
ASSOCIATE • BACHELOR'S • M • D • ONLINE • ACCEL • COOP • DL • DUAL • ESL • INTERN • PLA

SALVE REGINA UNIVERSITY

Newport, RI | salve.edu
 admissions@salve.edu
 401.341.2908 | 888.467.2583
EARLY ACTION: 11/1
FRESHMAN ACCEPTANCE RATE: 68%
 5,158 applied, 3,526 accepted, 554 enrolled
FRESHMAN TOP 25% HIGH SCHOOL CLASS: 45%
TRANSFER ACCEPTANCE RATE: 87% (67 applicants)
STUDENT/FACULTY RATIO: 13:1
ENROLLMENT: 2,124 undergraduate, 622 graduate
PART-TIME: 7% undergraduate, 69% graduate
COMMUTERS: 44%
FEMALE: 69% | **MINORITY:** 11% | **INTERNATIONAL:** 2%
TUITION: \$38,386 | **FEES:** \$600
ROOM & BOARD: \$14,060
ASSOCIATE • BACHELOR'S • M • D • ONLINE • ACCEL • DL • INTERN • PLA

UNIVERSITY OF RHODE ISLAND

Kingston, RI | uri.edu
 admission@uri.edu
 401.874.7100
APPLY BY: 2/1 | **EARLY ACTION:** 12/1
FRESHMAN ACCEPTANCE RATE: 71%
 21,797 applied, 15,485 accepted,
 3,489 enrolled
FRESHMAN TOP 25% HIGH SCHOOL CLASS: 47%
TRANSFER ACCEPTANCE RATE: 61% (1,337 applicants)
STUDENT/FACULTY RATIO: 17:1
ENROLLMENT: 14,801 undergraduate,
 3,033 graduate
PART-TIME: 16% undergraduate, 40% graduate
COMMUTERS: 58%
FEMALE: 57% | **MINORITY:** 19% | **INTERNATIONAL:** 3%
TUITION (IN/OUT): \$12,002 / \$28,252 | **FEES:** \$1,790
ROOM & BOARD: \$12,274
BACHELOR'S • M • D • DL • DUAL • INTERN • WKND • PLA • tuitionbreak

VERMONT

BENNINGTON COLLEGE

Bennington, VT | bennington.edu
 admissions@bennington.edu
 802.440.4312 | 800.833.6845
APPLY BY: 1/15 | **EARLY ACTION:** 12/1 | **EARLY DECISION:** 11/15
FRESHMAN ACCEPTANCE RATE: 60%
 1,236 applied, 741 accepted, 196 enrolled
TRANSFER ACCEPTANCE RATE: 16% (69 applicants)
STUDENT/FACULTY RATIO: 9:1
ENROLLMENT: 711 undergraduate, 94 graduate
PART-TIME: 4%
COMMUTERS: 6%
FEMALE: 64% | **MINORITY:** 20% | **INTERNATIONAL:** 14%
TUITION: \$51,240 | **FEES:** \$680
ROOM & BOARD: \$15,040
BACHELOR'S • M • DUAL • INTERN

CASTLETON UNIVERSITY

Castleton, VT | castleton.edu
 info@castleton.edu
 802.468.1213 | 800.639.8521
APPLY BY: Rolling
FRESHMAN ACCEPTANCE RATE: 80%
 2,512 applied, 2,005 accepted, 486 enrolled
FRESHMAN TOP 25% HIGH SCHOOL CLASS: 19%
TRANSFER ACCEPTANCE RATE: 79% (319 applicants)
STUDENT/FACULTY RATIO: 14:1
ENROLLMENT: 1,970 undergraduate, 372 graduate
PART-TIME: 9% undergraduate, 90% graduate
COMMUTERS: 39%
FEMALE: 55% | **MINORITY:** 7% | **INTERNATIONAL:** 3%
TUITION (IN/OUT): \$10,872 / \$26,424 | **FEES:** \$1,098
ROOM & BOARD: \$10,290
ASSOCIATE • BACHELOR'S • M • D • ONLINE • DL • DUAL • ESL • INTERN • PLA • tuitionbreak

CENTER FOR CARTOON STUDIES

White River Junction, VT | cartoonstudies.org
 admissions@cartoonstudies.org
 802.295.3319
APPLY BY: Rolling
TUITION: \$21,875
M • DL • INTERN

VERMONT LAW SCHOOL ①

South Royalton, VT | vermontlaw.edu
admiss@vermontlaw.edu
802.831.1239 | 888.277.5985
APPLY BY: Rolling
TUITION: Varies by program
M • D • ONLINE • ACCEL • COOP • DL • INTERN • CHILDCARE

VERMONT TECHNICAL COLLEGE ②

Randolph Center, VT | vtc.edu
admissions@vtc.edu
802.728.1445 | 800.442.8821
APPLY BY: Rolling
FRESHMAN ACCEPTANCE RATE: 70%
584 applied, 406 accepted, 138 enrolled
FRESHMAN TOP 25% HIGH SCHOOL CLASS: 26%
TRANSFER ACCEPTANCE RATE: 53% (792 applicants)
STUDENT/FACULTY RATIO: 13:1
ENROLLMENT: 1,625
PART-TIME: 32%
FEMALE: 48% | MINORITY: 9% | INTERNATIONAL: 2%
TUITION (IN/OUT): \$13,512 / \$25,824 | FEES: \$1,568
ROOM & BOARD: \$10,290
ASSOCIATE • BACHELOR'S • **M • ONLINE • DL • DUAL • INTERN • PLA • tuitionbreak**

CHAMPLAIN COLLEGE ①

Burlington, VT | champlain.edu
admission@champlain.edu
802.860.2727 | 800.570.5858
APPLY BY: 1/15 | EARLY DECISION: 11/15
FRESHMAN ACCEPTANCE RATE: 70%
4,576 applied, 3,201 accepted, 650 enrolled
FRESHMAN TOP 25% HIGH SCHOOL CLASS: 40%
TRANSFER ACCEPTANCE RATE: 45% (302 applicants)
STUDENT/FACULTY RATIO: 14:1
ENROLLMENT: 2,267 undergraduate, 867 graduate
PART-TIME: 2% undergraduate, 10% graduate
COMMUTERS: 31%
FEMALE: 44% | MINORITY: 17% | INTERNATIONAL: 0.7%
TUITION: \$39,718 | FEES: \$100
ROOM & BOARD: \$14,906
ASSOCIATE • BACHELOR'S • **M • ONLINE • DL • INTERN • PLA**

COLLEGE OF ST. JOSEPH ①

Rutland, VT | csj.edu
admissions@csj.edu
802.776.5205 | 877.270.9998
APPLY BY: Rolling
TUITION: \$23,000 | FEES: \$1,000
ROOM & BOARD: \$11,900
ASSOCIATE • BACHELOR'S • **M • ACCEL • DL • INTERN**

COMMUNITY COLLEGE OF VERMONT ②

Montpelier, VT | ccv.edu
inquire@ccv.edu
802.828.2800 | 800.228.6686
APPLY BY: Rolling
STUDENT/FACULTY RATIO: 13:1
ENROLLMENT: 6,351
PART-TIME: 86% | FEMALE: 67%
TUITION (IN/OUT): \$7,590 / \$15,180 | FEES: \$150
ASSOCIATE • **ONLINE • ACCEL • DL • INTERN • PLA • tuitionbreak**

GODDARD COLLEGE ①

Plainfield, VT | goddard.edu
admissions@goddard.edu
802.454.8311 | 800.906.8312
APPLY BY: Rolling
FRESHMAN ACCEPTANCE RATE: 56%
16 applied, 9 accepted, 7 enrolled
ENROLLMENT: 194 undergraduate, 311 graduate
PART-TIME: 6% undergraduate, 7% graduate
FEMALE: 72% | MINORITY: 15%
TUITION: \$16,260 | FEES: \$1,648
ROOM & BOARD: \$1,648 (Two 8-day residencies)
BACHELOR'S • **M • ACCEL • DL • EXT DEG • INTERN • PLA**

GREEN MOUNTAIN COLLEGE ①

Poultney, VT | greenmtn.edu
admissions@greenmtn.edu
802.287.8207 | 800.776.6675
APPLY BY: Rolling | EARLY ACTION: 11/1
FRESHMAN ACCEPTANCE RATE: 79%
881 applied, 692 accepted, 125 enrolled
TRANSFER ACCEPTANCE RATE: 74% (129 applicants)
STUDENT/FACULTY RATIO: 14:1
ENROLLMENT: 515 undergraduate, 241 graduate
PART-TIME: 7%
COMMUTERS: 21%
FEMALE: 59% | MINORITY: 11% | INTERNATIONAL: 2%
TUITION: \$35,560 | FEES: \$1,442
ROOM & BOARD: \$11,722
BACHELOR'S • **M • ONLINE • ACCEL • DL • DUAL • PLA**

JOHNSON STATE COLLEGE ②

Johnson, VT | jsc.edu
admissions@jsc.edu
802.635.1219 | 800.635.2356
APPLY BY: Rolling
ENROLLMENT: 1,369 undergraduate, 163 graduate
PART-TIME: 35% undergraduate, 77% graduate
TUITION (IN/OUT): \$10,632 / \$23,592 | FEES: \$1,098
ROOM & BOARD: \$10,290
ASSOCIATE • BACHELOR'S • **M • DL • DUAL • tuitionbreak**
Merging in July 2018 with Lyndon State College to form Northern Vermont University

LANDMARK COLLEGE ①

Putney, VT | landmark.edu
admissions@landmark.edu
802.387.6718
APPLY BY: Rolling
TUITION: \$54,600
ROOM & BOARD: \$11,410
ASSOCIATE • BACHELOR'S • **DL**

LYNDON STATE COLLEGE ②

Lyndonville, VT | lyndonstate.edu
admissions@lyndonstate.edu
802.626.6413 | 800.225.1998
APPLY BY: Rolling
ENROLLMENT: 1,180 undergraduate, 84 graduate
PART-TIME: 13% undergraduate, 81% graduate
FEMALE: 44% | MINORITY: 13% | INTERNATIONAL: 0.9%
TUITION (IN/OUT): \$10,632 / \$22,800 | FEES: \$1,098
ROOM & BOARD: \$10,290
ASSOCIATE • BACHELOR'S • **M • DL • DUAL • INTERN • PLA • tuitionbreak**
Merging in July 2018 with Johnson State College to form Northern Vermont University

MARLBORO COLLEGE ①

Martboro, VT | marlboro.edu
admissions@marlboro.edu
802.258.9236 | 800.343.0049
APPLY BY: Rolling (Priority: 3/1) | EARLY ACTION: 1/15 | EARLY DECISION: 11/14
FRESHMAN ACCEPTANCE RATE: 96%
161 applied, 154 accepted, 56 enrolled
TRANSFER ACCEPTANCE RATE: 74% (46 applicants)
STUDENT/FACULTY RATIO: 5:1
ENROLLMENT: 194 undergraduate, 22 graduate
FEMALE: 55% | MINORITY: 23% | INTERNATIONAL: 2%
TUITION: \$39,481 | FEES: \$944
ROOM & BOARD: \$11,930
BACHELOR'S • **M • COOP • ESL • INTERN**

MIDDLEBURY COLLEGE ①

Middlebury, VT | middlebury.edu
admissions@middlebury.edu
802.443.3000
APPLY BY: 1/1 | EARLY DECISION: 11/1
FRESHMAN ACCEPTANCE RATE: 16%
8,819 applied, 1,423 accepted, 606 enrolled
TRANSFER ACCEPTANCE RATE: 14% (291 applicants)
STUDENT/FACULTY RATIO: 8:1
ENROLLMENT: 2,532 undergraduate, 26 graduate
PART-TIME: 1% undergraduate, 100% graduate
COMMUTERS: 4%
FEMALE: 52% | MINORITY: 25% | INTERNATIONAL: 10%
TUITION: \$52,080 | FEES: \$416
ROOM & BOARD: \$14,968
BACHELOR'S • **M • D • ACCEL • INTERN**

NEW ENGLAND CULINARY INSTITUTE ①

Montpelier, VT | neci.edu
admissions@neci.edu
802.223.6324
APPLY BY: Rolling
STUDENT/FACULTY RATIO: 16:1
ENROLLMENT: 379
PART-TIME: 29%
FEMALE: 45% | MINORITY: 20% | INTERNATIONAL: 0.3%
TUITION: \$21,000 | FEES: \$1,210
ROOM & BOARD: \$10,466
ASSOCIATE • BACHELOR'S • **ONLINE • ACCEL • DL • DUAL • INTERN • PLA**

NORTHERN VERMONT UNIVERSITY ②

northernvermont.edu
JOHNSON CAMPUS: Johnson, VT
LYNDON CAMPUS: Lyndonville, VT
FOR DETAILS: See Johnson State College and Lyndon State College

NORWICH UNIVERSITY ①

Northfield, VT | norwich.edu
nuadm@norwich.edu
802.485.2001 | 800.468.6679
APPLY BY: Rolling
TUITION: \$36,554 | FEES: \$2,108
ROOM & BOARD: \$13,372
BACHELOR'S • **M • ONLINE • DL • DUAL • INTERN • PLA**

SAINT MICHAEL'S COLLEGE ①

Colchester, VT | smcvt.edu
admission@smcvt.edu
802.654.3000 | 800.762.8000
APPLY BY: 2/1 (Priority: 11/1) | EARLY ACTION: 12/1
FRESHMAN ACCEPTANCE RATE: 77%
5,013 applied, 3,860 accepted, 461 enrolled
FRESHMAN TOP 25% HIGH SCHOOL CLASS: 49%
TRANSFER ACCEPTANCE RATE: 68% (99 applicants)
STUDENT/FACULTY RATIO: 12:1
ENROLLMENT: 1,902 undergraduate, 324 graduate
PART-TIME: 2% undergraduate, 88% graduate
COMMUTERS: 4%
FEMALE: 59% | MINORITY: 9% | INTERNATIONAL: 4%
TUITION: \$43,315 | FEES: \$325
ROOM & BOARD: \$11,750
BACHELOR'S • **M • DL • DUAL • ESL • INTERN • PLA • CHILDCARE**

SIT GRADUATE INSTITUTE ①

Brattleboro, VT | graduate.sit.edu
admissions@sit.edu
800.336.1616
APPLY BY: Rolling (Priority: 3/23) | EARLY DECISION: 3/23
GRADUATE ACCEPTANCE RATE: 44%
1,176 applied, 518 accepted, 183 enrolled
STUDENT/FACULTY RATIO: 12:1
ENROLLMENT: 183
PART-TIME: 3%
FEMALE: 73% | MINORITY: 13% | INTERNATIONAL: 33%
TUITION: \$33,850 | FEES: \$1,980
ROOM & BOARD: \$10,040
M • ONLINE • DL • ESL • INTERN

SOUTHERN VERMONT COLLEGE ①

Bennington, VT | svc.edu
admissions@svc.edu
802.447.6300
APPLY BY: Rolling
FRESHMAN ACCEPTANCE RATE: 62%
484 applied, 299 accepted, 76 enrolled
TRANSFER ACCEPTANCE RATE: 48% (152 applicants)
STUDENT/FACULTY RATIO: 14:1
ENROLLMENT: 374 undergraduate
PART-TIME: 6%
COMMUTERS: 30%
FEMALE: 59% | MINORITY: 22% | INTERNATIONAL: 0.5%
TUITION: \$23,700 | FEES: \$275
ROOM & BOARD: \$10,800
ASSOCIATE • BACHELOR'S • **DUAL • INTERN • PLA**

STERLING COLLEGE ①

Craftsbury Common, VT | sterlingcollege.edu
admission@sterlingcollege.edu
802.586.7711 Ext. 100 | 800.648.3591
TUITION: \$33,570 | FEES: \$4,468
ROOM & BOARD: \$9,846
BACHELOR'S • **DUAL • INTERN • PLA**

UNIVERSITY OF VERMONT ②

Burlington, VT | uvm.edu
admissions@uvm.edu
802.656.3370
APPLY BY: 1/15 | EARLY ACTION: 11/1
FRESHMAN ACCEPTANCE RATE: 69%
22,476 applied, 15,495 accepted, 2,496 enrolled
FRESHMAN TOP 25% HIGH SCHOOL CLASS: 74%
TRANSFER ACCEPTANCE RATE: 69% (1,796 applicants)
STUDENT/FACULTY RATIO: 17:1
ENROLLMENT: 11,159 undergraduate, 1,946 graduate
PART-TIME: 9% undergraduate, 27% graduate
COMMUTERS: 51%
FEMALE: 57% | MINORITY: 11% | INTERNATIONAL: 6%
TUITION (IN/OUT): \$15,504 / \$39,120 | FEES: \$2,236
ROOM & BOARD: \$12,022
BACHELOR'S • **M • D • ONLINE • COOP • DL • DUAL • ESL • INTERN • PLA • tuitionbreak**

VERMONT COLLEGE OF FINE ARTS ①

Montpelier, VT | vcfa.edu
admissions@vcfa.edu
802.828.8535 | 866.934.8232
APPLY BY: Rolling
TUITION: Varies by program
M

VISIT
BOSTONMAGAZINE.COM/
EDUCATION
FOR ADDITIONAL
RESOURCES

INDEX

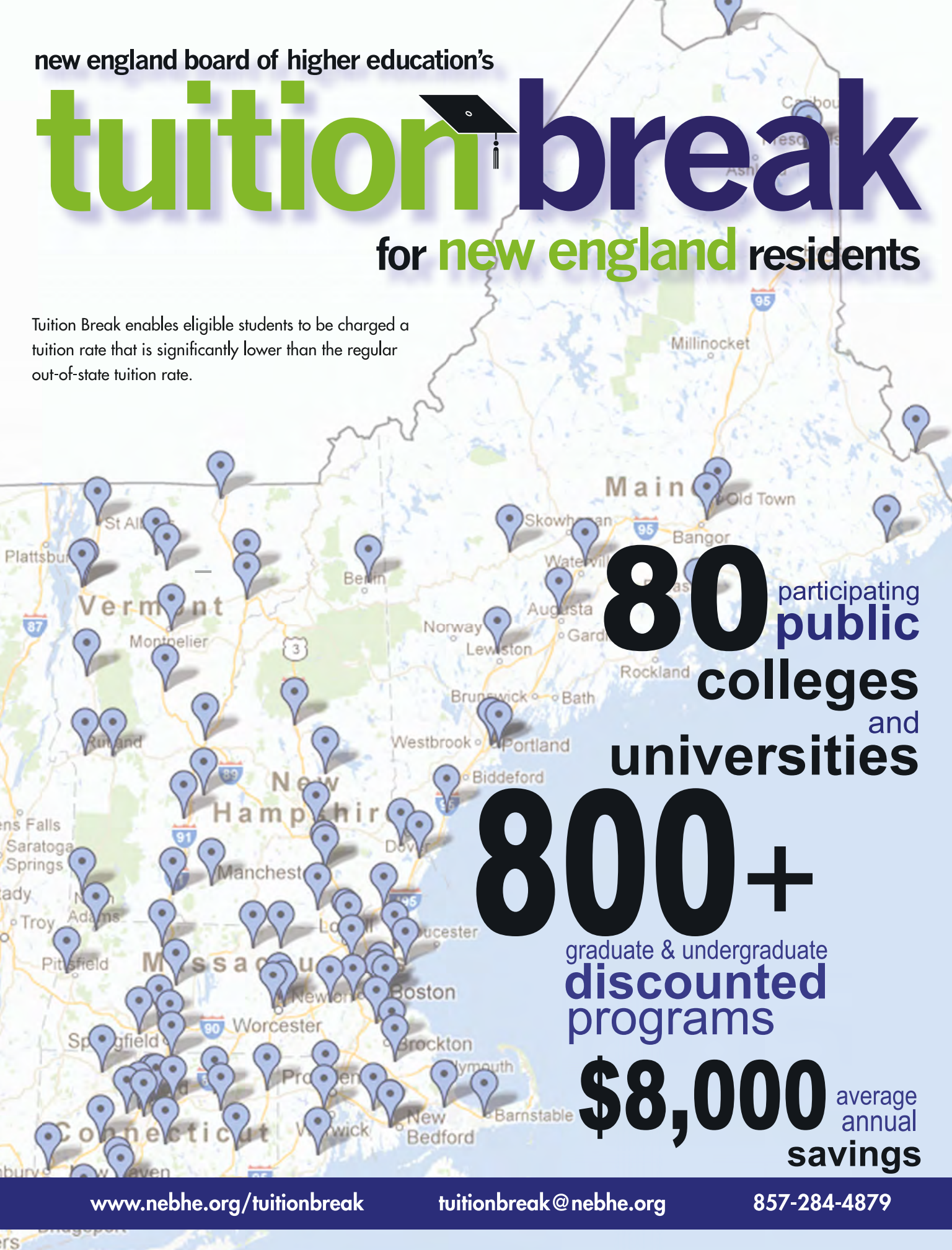
Albertus Magnus College, CT.....19	FINE Mortuary College, MA.....23	Middlesex Community College, CT.....19	Springfield College, MA.....26
American International College, MA.....22	Fisher College, MA.....24	Middlesex Community College, MA.....25	Springfield Technical Community College, MA.....26
Amherst College, MA.....22	Fitchburg State University, MA.....24	Mitchell College, CT.....19	St. Joseph School of Nursing, NH.....28
Andover Newton Theological School, MA.....22	Framingham State University, MA.....24	Montserrat College of Art, MA.....25	St. Vincent's College, CT.....20
Anna Maria College, MA.....22	Franklin Pierce University, NH.....27	Mount Holyoke College, MA.....25	Sterling College, VT.....29
Antioch University New England, NH.....27	Gateway Community College, CT.....19	Mount Ida College, MA.....25	Stonehill College, MA.....26
Asnuntuck Community College, CT.....19	Goddard College, VT.....29	Mount Wachusett Community College, MA.....25	Suffolk University, MA.....26
Assumption College, MA.....22	Goodwin College, CT.....19	Nashua Community College, NH.....27	Thomas College, ME.....21
Babson College, MA.....22	Gordon College, MA.....24	National Graduate School of Quality Management, MA.....25	Thomas More College of Liberal Arts, NH.....28
Bard College at Simon's Rock, MA.....22	Gordon-Conwell Theological Seminary, MA.....24	Naugatuck Valley Community College, CT.....20	Three Rivers Community College, CT.....20
Bates College, ME.....21	Granite State College, NH.....27	New England Bible College, ME.....21	Trinity College, CT.....20
Bay Path University, MA.....22	Great Bay Community College, NH.....27	New England College, NH.....27	Tufts University, MA.....26
Bay State College, MA.....22	Green Mountain College, VT.....29	New England College of Business, MA.....25	Tunxis Community College, CT.....20
Beal College, ME.....21	Greenfield Community College, MA.....24	New England College of Optometry, MA.....25	Unity College, ME.....21
Becker College, MA.....22	Hampshire College, MA.....24	New England Conservatory of Music, MA.....25	University of Bridgeport, CT.....20
Benjamin Franklin Institute of Technology, MA.....22	Hartford Seminary, CT.....19	New England Culinary Institute, VT.....29	University of Connecticut, CT.....20
Bennington College, VT.....28	Harvard University, MA.....24	New England Institute of Technology, RI.....28	University of Hartford, CT.....20
Bentley University, MA.....22	Heartwood College of Art, ME.....21	New England Law Boston, MA.....25	University of Maine, ME.....21
Berklee College of Music, MA.....22	Hebrew College, MA.....24	New Hampshire Institute of Art, NH.....27	University of Maine at Augusta, ME.....21
Berkshire Community College, MA.....22	Hellenic College-Holy Cross Greek Orthodox School of Theology, MA.....24	Newbury College, MA.....25	University of Maine at Farmington, ME.....22
Blessed John XXIII National Seminary, MA.....22	Holy Apostles College and Seminary, CT.....19	NHTI, Concord's Community College, NH.....27	University of Maine at Fort Kent, ME.....22
Boston Architectural College, MA.....22	Holyoke Community College, MA.....24	Nichols College, MA.....25	University of Maine at Machias, ME.....22
Boston Baptist College, MA.....23	Housatonic Community College, CT.....19	North Shore Community College, MA.....25	University of Massachusetts Amherst, MA.....26
Boston College, MA.....23	Hult International Business School, MA.....24	Northeast Catholic College, NH.....27	University of Massachusetts Boston, MA.....26
Boston Conservatory at Berklee, MA.....23	Husson University, ME.....21	Northeastern University, MA.....25	University of Massachusetts Lowell, MA.....26
Boston Graduate School of Psychoanalysis, MA.....23	Institute for Doctoral Studies in the Visual Arts, ME.....21	Northern Essex Community College, MA.....25	University of Massachusetts Dartmouth, MA.....26
Boston University, MA.....23	Johnson & Wales University, Providence, RI.....28	Northern Maine Community College, ME.....21	University of Massachusetts Lowell, MA.....26
Bowdoin College, ME.....21	Johnson State College, VT.....29	Northern Vermont University.....29	University of Massachusetts Medical School, MA.....26
Brandeis University, MA.....23	Keene State College, NH.....27	Northpoint Bible College, MA.....25	University of Massachusetts School of Law, MA.....26
Bridgewater State University, MA.....23	Kennebec Valley Community College, ME.....21	Northwestern Connecticut Community College, CT.....20	University of Massachusetts of Law, MA.....26
Bristol Community College, MA.....23	Labouré College, MA.....24	Norwalk Community College, CT.....20	University of New England, ME.....22
Brown University, RI.....28	Lakes Region Community College, NH.....27	Norwich University, VT.....29	University of New Hampshire, NH.....28
Bryant University, RI.....28	Landing School, ME.....21	Olin College of Engineering, MA.....25	University of New Hampshire at Manchester, NH.....28
Bunker Hill Community College, MA.....23	Landmark College, VT.....29	Paier College of Art, CT.....20	University of New Hampshire School of Law, NH.....28
Cambridge College, MA.....23	Lasell College, MA.....24	Pine Manor College, MA.....25	University of New Haven, CT.....20
Cape Cod Community College, MA.....23	Lesley University, MA.....24	Plymouth State University, NH.....27	University of Rhode Island, RI.....28
Capital Community College, CT.....19	Lincoln College of New England, CT.....19	Post University, CT.....20	University of Saint Joseph, CT.....20
Castleton University, VT.....28	Longy School of Music of Bard College, MA.....24	Providence College, RI.....29	University of Southern Maine, ME.....22
Center for Cartoon Studies, VT.....28	Lyme Academy College of Fine Arts, CT.....19	Quincy College, MA.....25	University of Vermont, VT.....29
Central Connecticut State University, CT.....19	Lyndon State College, VT.....29	Quinebaug Valley Community College, CT.....20	Urban College of Boston, MA.....26
Central Maine Community College, ME.....21	Maine College of Art, ME.....21	Quinnipiac University, CT.....20	Vermont College of Fine Arts, VT.....29
Champlain College, VT.....29	Maine College of Health Professions, ME.....21	Quinsigamond Community College, MA.....25	Vermont Law School, VT.....29
Charter Oak State College, CT.....19	Maine Maritime Academy, ME.....21	Regis College, MA.....25	Vermont Technical College, VT.....29
Clark University, MA.....23	Maine Media College.....21	Rensselaer at Hartford, CT.....20	Washington County Community College, ME.....22
Clark University, MA.....23	Manchester Community College, CT.....19	Rhode Island College, RI.....28	Wellesley College, MA.....26
Colby College, ME.....21	Manchester Community College, NH.....27	Rhode Island School of Design, RI.....28	Wentworth Institute of Technology, MA.....26
Colby-Sawyer College, NH.....27	Marlboro College, VT.....29	River Valley Community College, NH.....27	Wesleyan University, CT.....20
College of St. Joseph, VT.....29	Massachusetts College of Art and Design, MA.....24	Rivier University, NH.....28	Western Connecticut State University, CT.....20
College of the Atlantic, ME.....21	Massachusetts College of Liberal Arts, MA.....24	Roger Williams University, RI.....27	Western New England University, MA.....26
College of the Holy Cross, MA.....23	Massachusetts College of Pharmacy & Health Sciences (MCPHS University), MA.....24	Roxbury Community College, MA.....25	Westfield State University, MA.....26
Community College of Rhode Island, RI.....28	Massachusetts Institute of Technology, MA.....24	Sacred Heart University, CT.....20	Wheaton College, MA.....26
Community College of Vermont, VT.....29	Massachusetts Maritime Academy, MA.....24	Saint Anselm College, NH.....27	Wheelock College, MA.....27
Connecticut College, CT.....19	Massachusetts School of Law at Andover, MA.....24	Saint Joseph's College, ME.....21	White Mountains Community College, NH.....28
Conway School, MA.....23	Massasoit Community College, MA.....24	Saint Michael's College, VT.....29	William James College, MA.....27
Curry College, MA.....23	Mass Bay Community College, MA.....24	Salem State University, MA.....25	Williams College, MA.....27
Dartmouth College, NH.....27	Merrimack College, MA.....25	Salve Regina University, RI.....28	Woods Hole Oceanographic Institution, MA.....27
Dean College, MA.....23	MGH Institute of Health Professions, MA.....25	SIT Graduate Institute, VT.....29	Worcester Polytechnic Institute, MA.....27
Eastern Connecticut State University, CT.....19	Middlebury College, VT.....29	School of the Museum of Fine Arts at Tufts, Boston, MA.....25	Worcester State University, MA.....27
Eastern Maine Community College, ME.....21		Simmons College, MA.....26	Yale University, CT.....21
Eastern Nazarene College, MA.....23		Smith College, MA.....26	York County Community College, ME.....22
Elms College, MA.....23		Southern Connecticut State University, CT.....20	
Emerson College, MA.....23		Southern Maine Community College, ME.....21	
Emmanuel College, MA.....23		Southern New Hampshire University, NH.....27	
Endicott College, MA.....23		Southern Vermont College, VT.....29	
Episcopal Divinity School, MA.....23			
Fairfield University, CT.....19			

new england board of higher education's

tuition break

for new england residents

Tuition Break enables eligible students to be charged a tuition rate that is significantly lower than the regular out-of-state tuition rate.



80 participating
public
colleges
and
universities

800+

graduate & undergraduate
discounted
programs

\$8,000 average
annual
savings

PUT LEARNING TO WORK.

Earn your degree through real projects with leading companies.

northeastern.edu/pan/experience

Northeastern University

| BOSTON | CHARLOTTE | SEATTLE
SILICON VALLEY | TORONTO | ONLINE

TAKE THE
NEXT STEP

ACCELERATE YOUR
CAREER THROUGH THE

Professional
ΔAdvancement
Network