



**BOYS & GIRLS CLUBS
OF AMERICA**



**BOYS & GIRLS CLUBS
OF NEW HAMPSHIRE**

2011 New Hampshire



Fact Book

CONFIDENTIAL

6/11/2012
2:04:06 PM

2011: New Hampshire



BOYS & GIRLS CLUBS
OF AMERICA

2011

34,193 Youth Served

7 Organizations

18 Club Sites

17 (94%) Non-Military Clubs

1 (6%) Military Clubs

With

260 Adult Staff

730 Program Volunteers

170 Board Members

Total Revenues

Non-Military Local Organizations: \$10.6 Million

9 Total Clubs in 2012

Concord

Derry

Laconia

Lisbon (Chartered in 2012)

Manchester

Milford

Nashua

Portsmouth (Military)

Salem

Source: BGCA Local Organization Annual Reports, 2011

Note: Percentages may not total 100% due to rounding.

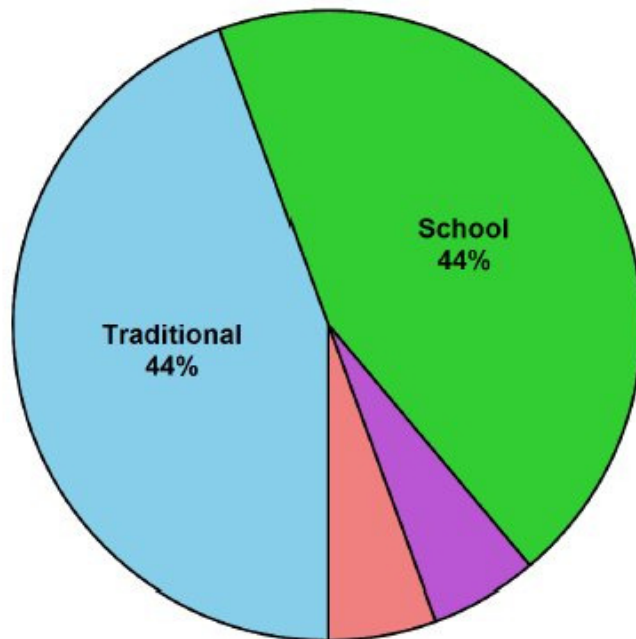
6/11/2012
2:04:10 PM

2011: New Hampshire

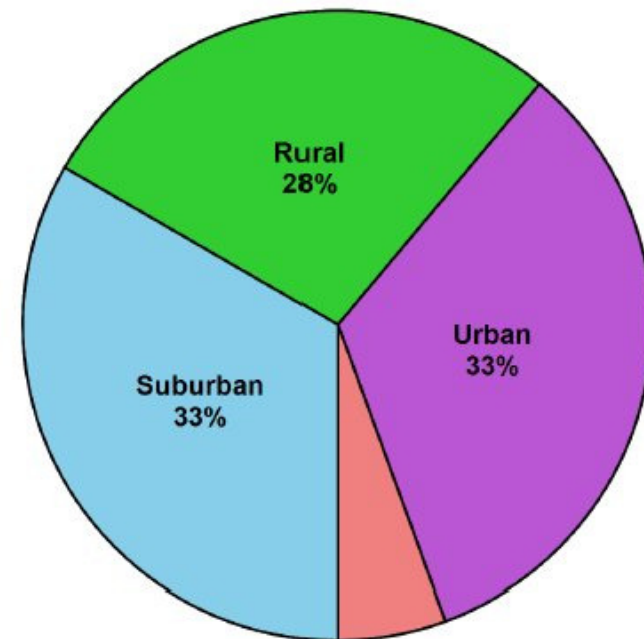
18 Boys & Girls Clubs



Facility Type



Club Location



* Based on Definitions From U.S. Census

Source: BGCA Local Organization Annual Reports, 2011

Note: Percentages may not total 100% due to rounding.

6/11/2012
1:56:30 PM

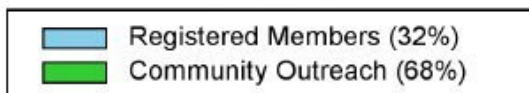
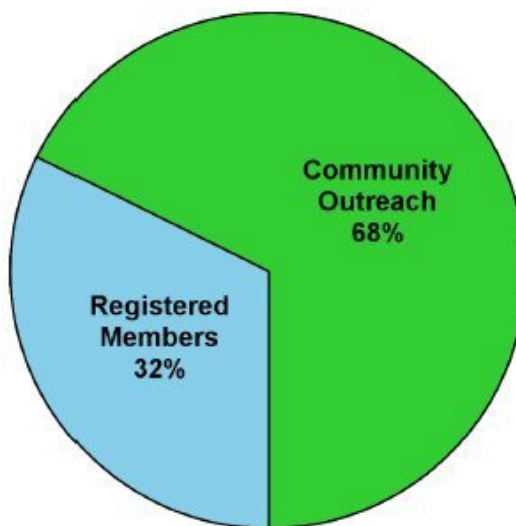
2011: New Hampshire

34,100 Youth Served



BOYS & GIRLS CLUBS
OF AMERICA

Service Type



Registered Members

A Registered Member is a boy or girl who has a current membership record on file and pays dues or is granted a membership scholarship. Membership lasts for one year.

Youth Served Through Community Outreach

These Youth are not registered Club members but they are directly impacted through programs, activities, leadership, and/or facilities by the Club.

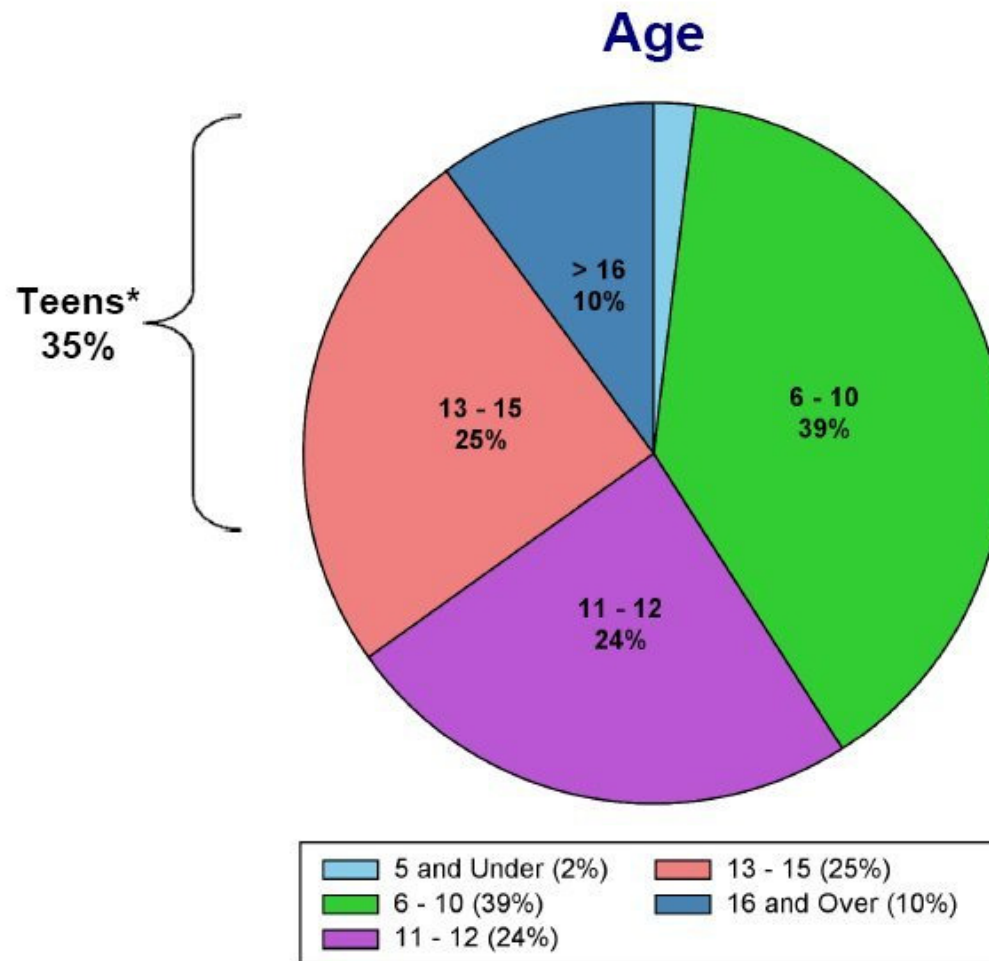
Source: BGCA Local Organization Annual Reports, 2011

Note: Percentages may not total 100% due to rounding.

6/11/2012
10:59:08 AM

2011: New Hampshire

11,043 Registered Members



* Teens are ages 13 and older

Source: BGCA Local Organization Annual Reports, 2011

Note: Percentages may not total 100% due to rounding.

6/13/2012
4:52:24 PM

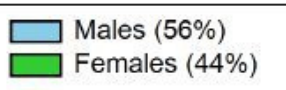
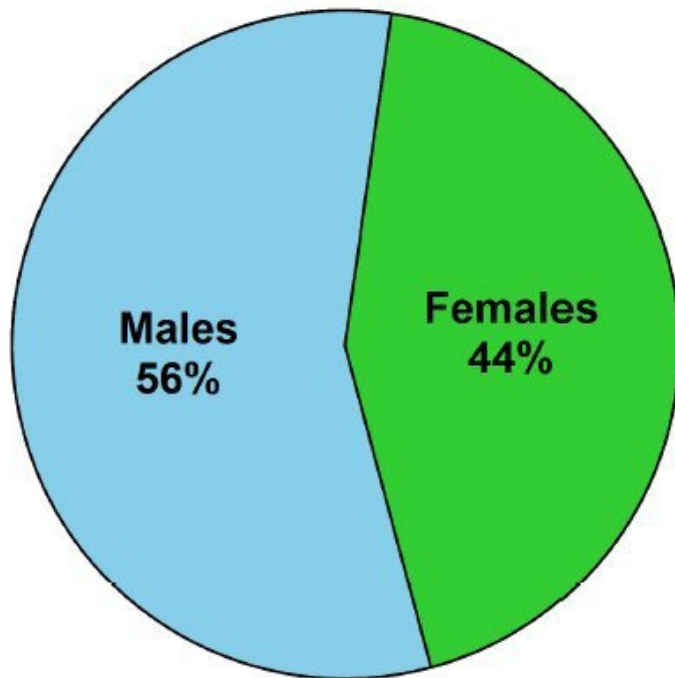
2011: New Hampshire

11,043 Registered Members

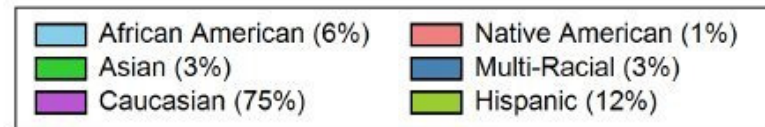
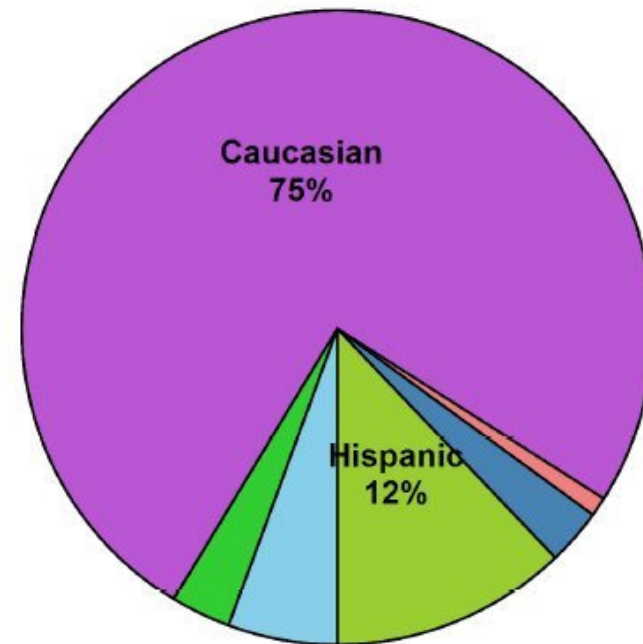


BOYS & GIRLS CLUBS
OF AMERICA

Gender



Ethnicity



Source: BGCA Local Organization Annual Reports, 2011

Note: Percentages may not total 100% due to rounding.

6/13/2012
2:44:44 PM

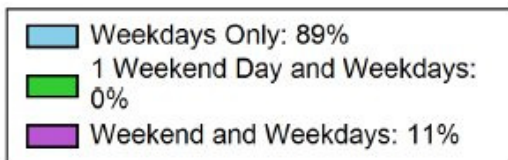
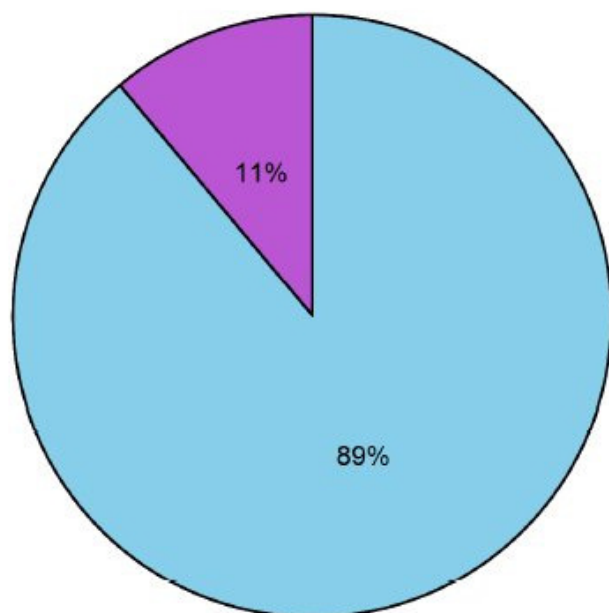
2011: New Hampshire

Club Days and Hours Open in 2011 School Year



BOYS & GIRLS CLUBS
OF AMERICA

Percent of Clubs



Average Number Hours Per Day			
Days Open	Weekdays	Saturday	Sunday
Weekdays Only	5.2	-	-
Weekdays and 1 Weekend Day	-	-	-
Weekdays and Weekend	13.5	6.5	6.5

Source: BGCA Local Organization Annual Reports, 2011

Note: Percentages may not total 100% due to rounding.

6/11/2012
1:50:44 PM

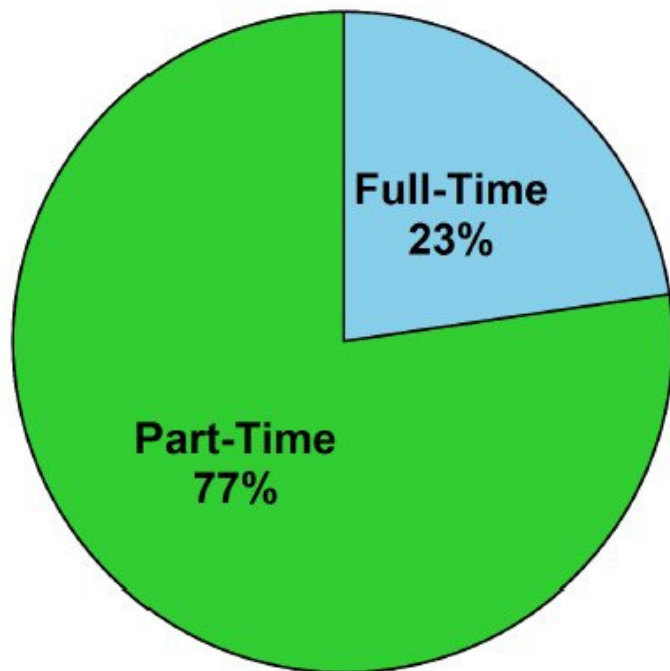
2011: New Hampshire

260 Adult Staff



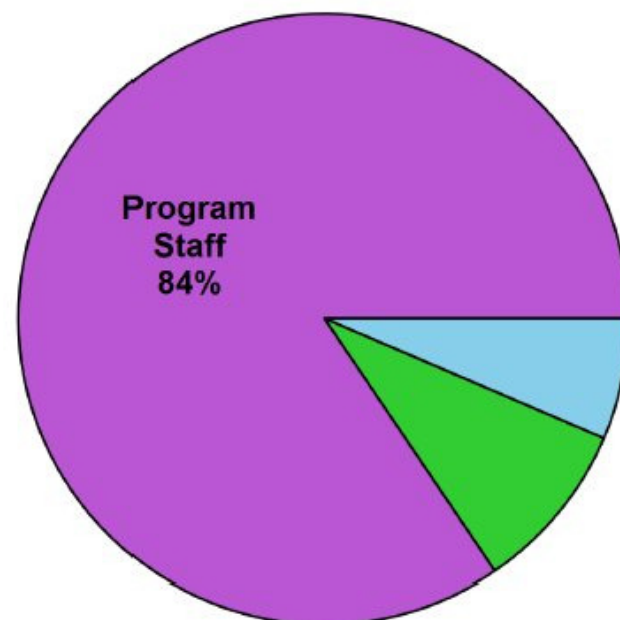
BOYS & GIRLS CLUBS
OF AMERICA

Full Time / Part Time



Full-Time (23%) Part-Time (77%)

Position



Other Staff * (6%) Program Staff (84%)
Admin Staff (9%)

Plus 700 Program Volunteers And 170 Board Volunteers

* Other Staff includes Clerical Staff and Maintenance Personnel

Source: BGCA Local Organization Annual Reports, 2011

Note: Percentages may not total 100% due to rounding.

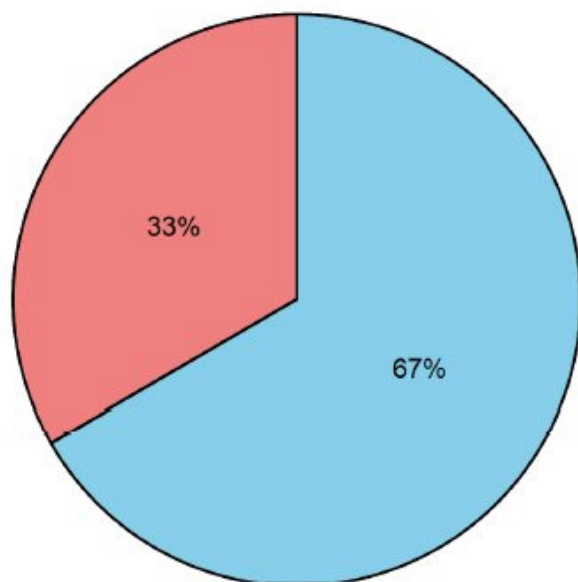
6/11/2012
1:40:29 PM

2011: New Hampshire

Club Days and Hours Open in 2011 Summer



Percent of Clubs



Average Number Hours Per Day			
Days Open	Weekdays	Saturday	Sunday
Weekdays Only	11.0	-	-
Weekdays and 1 Weekend Day	-	-	-
Weekdays and Weekend	-	-	-

Source: BGCA Local Organization Annual Reports, 2011

Note: Percentages may not total 100% due to rounding.

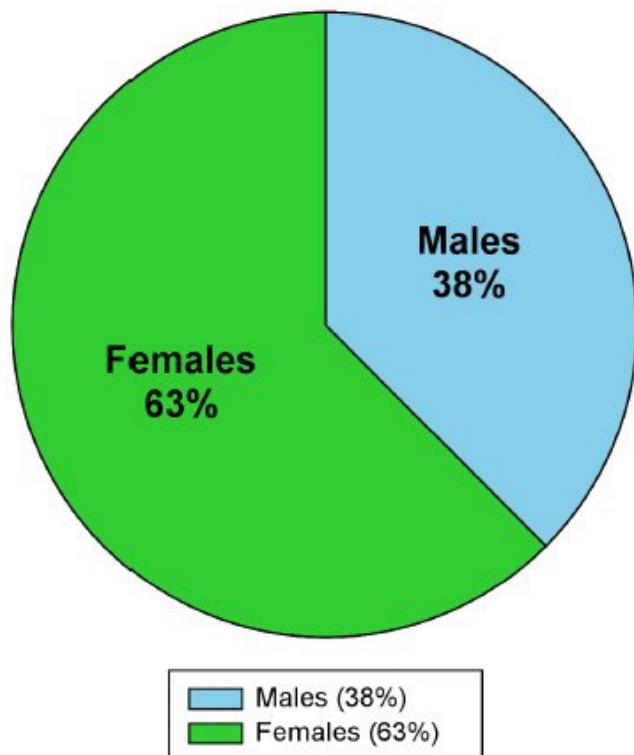
6/11/2012
1:53:48 PM

2011: New Hampshire

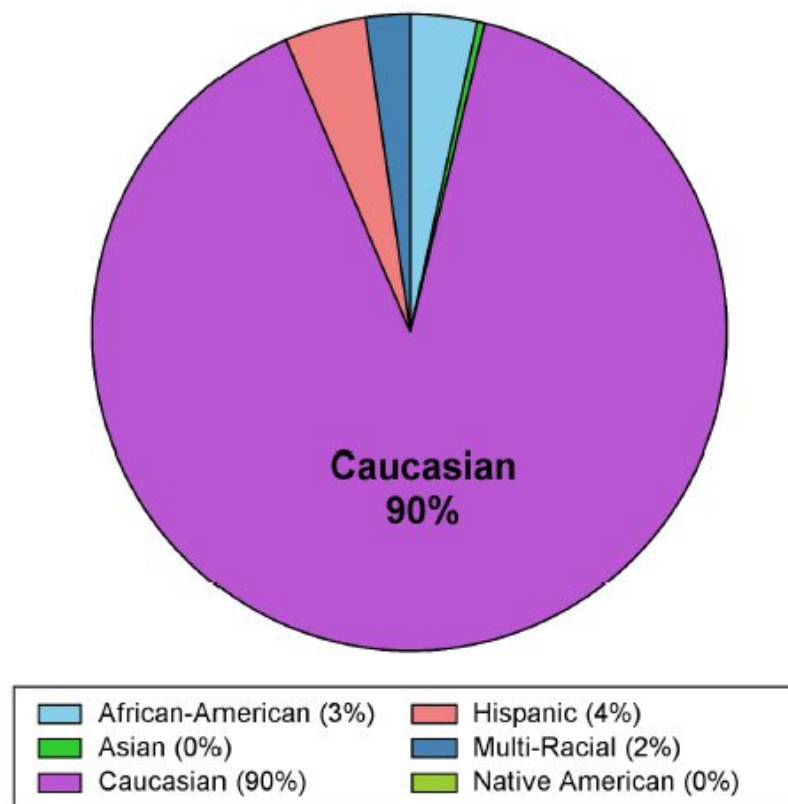
Adult Staff - Gender & Ethnicity



Gender



Ethnicity



Source: BGCA Local Organization Annual Reports, 2011

Note: Percentages may not total 100% due to rounding.

6/11/2012
10:53:11 AM

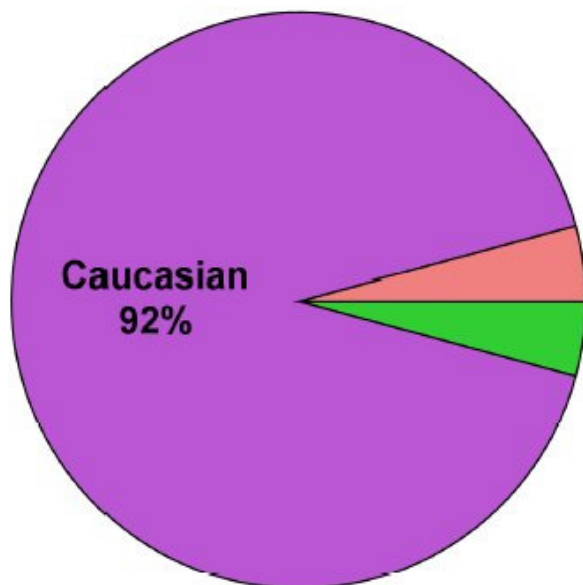
2011: New Hampshire

Adult Staff* - Ethnicity

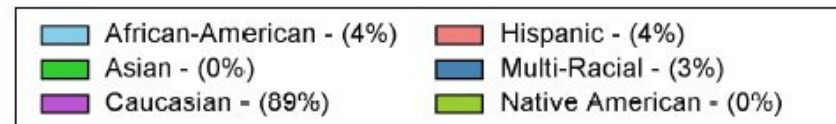
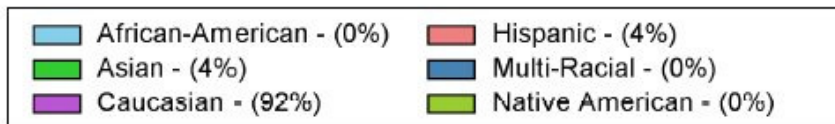
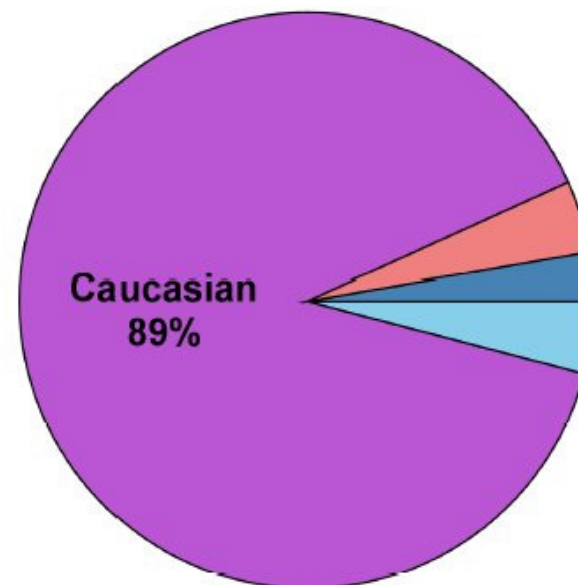


BOYS & GIRLS CLUBS
OF AMERICA

24 Administrative / Management Staff



223 Program Staff



* 20 Staff in 'Other' Category not shown on this page.

Source: BGCA Local Organization Annual Reports, 2011

Note: Percentages may not total 100% due to rounding.

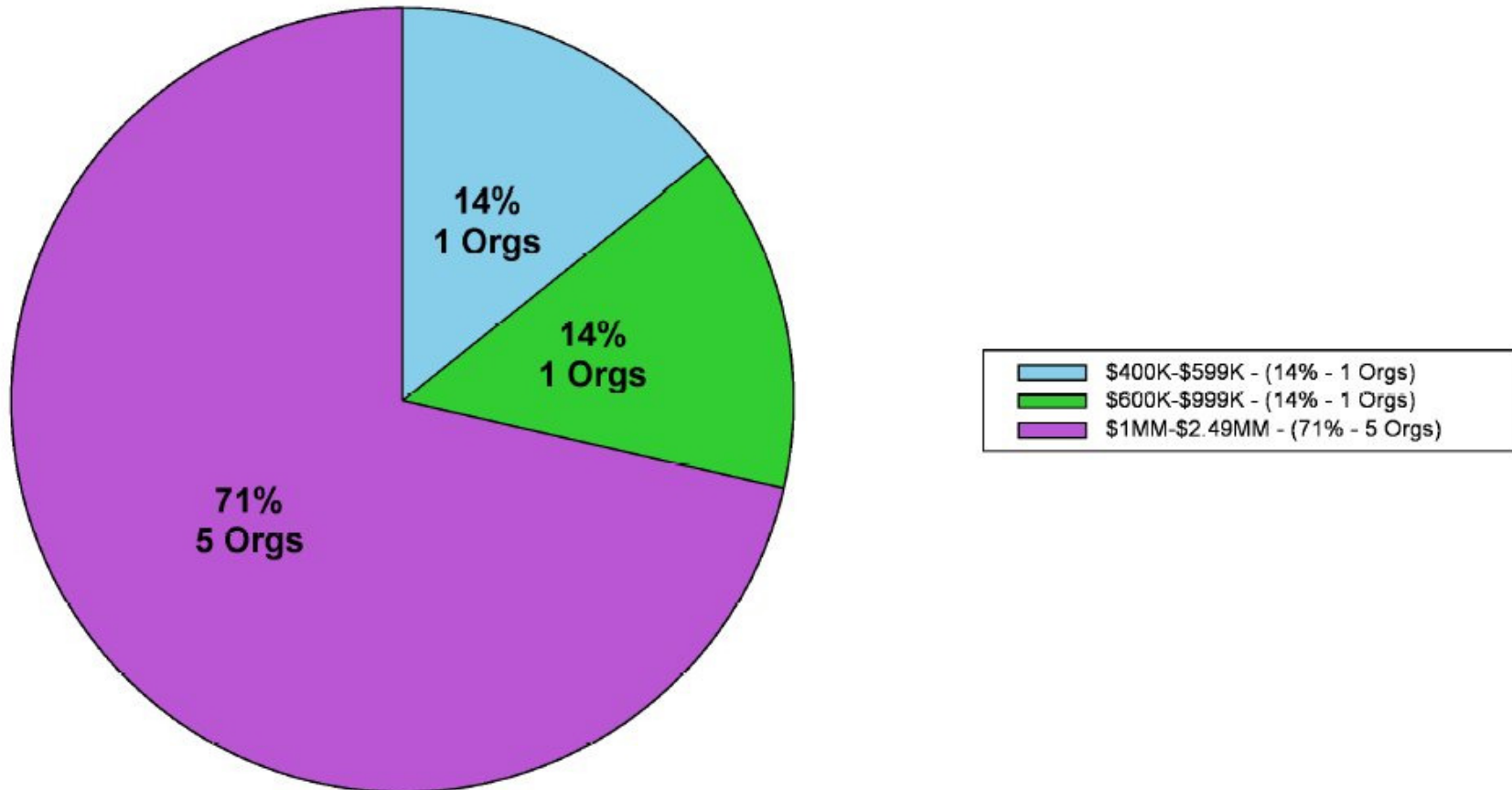
6/11/2012
10:50:35 AM

2011: New Hampshire Organizations by Budget* Size



BOYS & GIRLS CLUBS
OF AMERICA

Total Operating Expenses:
\$10.1 Million



* Total Operating Expenses for Non-Military Organizations

Source: BGCA Local Organization Annual Reports - Non-Military Only, 2011

Note: Percentages may not total 100% due to rounding.

6/11/2012
10:55:48 AM

2011: New Hampshire

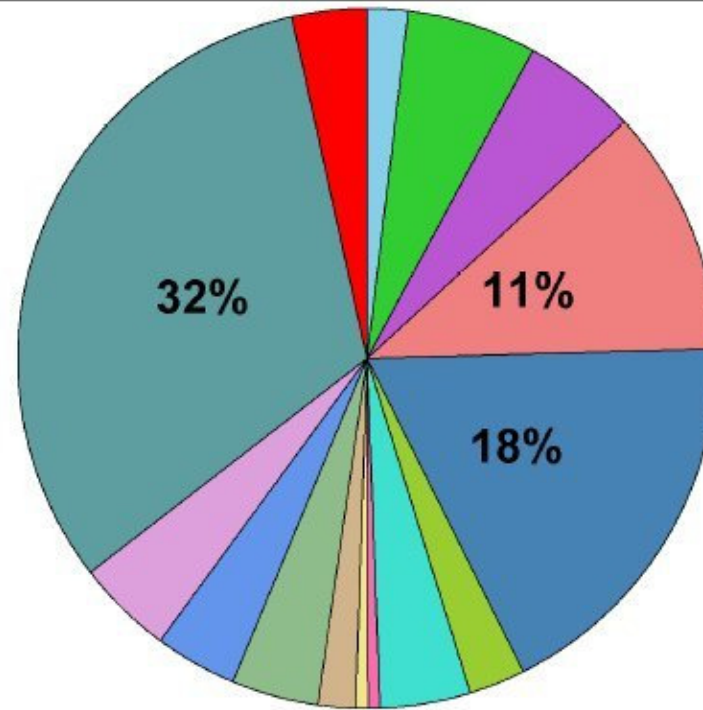
Sources of Local Non-Military Organization Revenues



BOYS & GIRLS CLUBS
OF AMERICA

Total Revenue:
\$10.6 Million

(\$29.6 Million in Assets)



Private Sector Funds (42.62%)

- Bequests (1.89%)
- Corporate Contributions (5.99%)
- Foundation & Trust Contributions (5.32%)
- Individual Contributions (11.37%)
- Special Events (18.06%)

Government Income (7.89%)

- Federal Government Income - BGCA Pass-Through (2.60%)
- Federal Government Income (4.19%)
- State Government Income (0.54%)
- Local And Tribal Government Income (0.57%)

Remaining Income (49.48%)

- Value of Contributed Services (1.74%)
- Investment Income (4.02%)
- United Way (3.81%)
- Member Dues (4.46%)
- Member Fees (32.00%)
- Other Income (3.46%)

Source: BGCA Local Organization Annual Reports - Non-Military Only, 2011

Note: Percentages may not total 100% due to rounding.

6/13/2012
2:46:51 PM